

**L
A
M
P
I
R
A
N**

Lampiran 1 Sampel Penelitian

No	KODE	Nama Perusahaan	Tanggal IPO
1	AISA	Tiga Pilar Sejahtera Food Tbk, PT	11-Jun-1997
2	ALTO	Tri Banyan Tirta Tbk, PT	10-Jul-2012
3	CAMP	Campina Ice Cream Industry Tbk., PT	19-Des-2017
4	CEKA	Wilmar Cahaya Indonesia Tbk, PT	9-Jul-1996
5	CLEO	Sariguna Primatirta Tbk., PT	05-Mei-2017
6	COCO	Wahana Interfood Nusantara Tbk., PT	20-Mar-19
7	DLTA	Delta Djakarta Tbk, PT	12-Feb-1984
8	DMND	Diamond Food Indonesia Tbk., PT	22-Jan-2020
9	FOOD	Sentra Food Indonesia Tbk., PT	8-Jan-19
10	GOOD	Garudafood Putra Putri Jaya Tbk., PT	10 Okt 2018
11	HOKI	Buyung Poetra Sembada Tbk, PT	22-Jun-17
12	ICBP	Indofood CBP Sukses Makmur Tbk, PT	7-Oct-2010
13	IKAN	Era Mandiri Cemerlang Tbk	12-Feb-20
14	INDF	Indofood Sukses Makmur Tbk, PT	14-Jul-1994
15	KEJU	Mulia Boga Raya Tbk, PT	25-Nov-19
16	MLBI	Multi Bintang Indonesia Tbk, PT	17-Jan-1994
17	MYOR	Mayora Indah Tbk, PT	4-Jul-1990
18	PANI	Pratama Abadi Nusa Industri Tbk., PT	18-Sep-18
19	PCAR	Prima Cakrawala Abadi Tbk	29-Des-2017
20	PSDN	Prashida Aneka Niaga Tbk, PT	18-Oct-1994
21	PSGO	Palma Serasih Tbk., PT	25-Nov-19
22	ROTI	Nippon Indosari Corporindo Tbk, PT	28-Jun-2010
23	SKBM	Sekar Bumi Tbk, PT	28-Sep-12
24	SKLT	Sekar Laut Tbk, PT	8-Sep-1993
25	STTP	Siantar Top Tbk, PT	16-Dec-1996
26	ULTJ	Ultrajaya Milk Industry and Trading Company Tbk, PT	2-Jul-1990

Lampiran 2 Laba ditahan

Laba ditahan

No	KODE	Nama Perusahaan	2021	2020	2019
1	AISA	Tiga Pilar Sejahtera Food Tbk, PT	-2989408	-3048853	-4456541
2	ALTO	Tri Banyan Tirta Tbk, PT	-167134.72	-158235.26	-147755.03
3	CAMP	Campina Ice Cream Industry Tbk., PT	232945.2	174073.59	141726.34
4	CEKA	Wilmar Cahaya Indonesia Tbk, PT	1127151.15	1002012	872591.7
5	CLEO	Sariguna Primatirta Tbk., PT	518387.18	395629.02	264480.12
6	COCO	Wahana Interfood Nusantara Tbk., PT	24805.18	16272.54	13534.42
7	DLTA	Delta Djakarta Tbk, PT	971735.55	981403.87	1174495.6
8	DMND	Diamond Food Indonesia Tbk., PT	2937335	2578570	2395097
9	FOOD	Sentra Food Indonesia Tbk., PT	-25791.64	-13036.46	2175.8
10	GOOD	Garudafood Putra Putri Jaya Tbk., PT	1422252.28	1083643.43	1035320.94
11	HOKI	Buyung Poetra Sembada Tbk, PT	268802.44	262431.34	256149.08
12	ICBP	Indofood CBP Sukses Makmur Tbk, PT	27125552	22576202	18495204
13	IKAN	Era Mandiri Cemerlang Tbk	8943.53	7343.85	8430.97
14	INDF	Indofood Sukses Makmur Tbk, PT	37126406	31115800	26779999
15	KEJU	Mulia Boga Raya Tbk, PT	298775.13	154074.86	153715.31
16	MLBI	Multi Bintang Indonesia Tbk, PT	1075779	1410108	1122660
17	MYOR	Mayora Indah Tbk, PT	10683916.96	10571377.92	9219327.92
18	PANI	Pratama Abadi Nusa Industri Tbk., PT	517.68	-1560.04	-1781.4
19	PCAR	Prima Cakrawala Abadi Tbk	517.68	-1560.04	-1781.4
20	PSDN	Prashida Aneka Niaga Tbk, PT	-341779.15	-248055.63	-186040.73
21	PSGO	Palma Serasih Tbk., PT	-437877.99	-653298.65	-679418.59

22	ROTI	Nippon Indosari Corporindo Tbk, PT	1612234.91	1617500.62	1565296.76
23	SKBM	Sekar Bumi Tbk, PT	249688.04	220743.67	216156.02
24	SKLT	Sekar Laut Tbk, PT	259555.22	186361.93	159788.08
25	STTP	Siantar Top Tbk, PT	3131561.87	2514055.85	1985498.39
26	ULTJ	Ultrajaya Milk Industry and Trading Company Tbk, PT	6295726	5907933	4942829

Lampiran 3 Total Aset

No	KODE	Nama Perusahaan	Total Aset		
			2021	2020	2019
1	AISA	Tiga Pilar Sejahtera Food Tbk, PT	1761634	2011557	1868966
2	ALTO	Tri Banyan Tirta Tbk, PT	1089208.97	1105874.42	1103450.09
3	CAMP	Campina Ice Cream Industry Tbk., PT	1147260.61	1086873.67	1057529.24
4	CEKA	Wilmar Cahaya Indonesia Tbk, PT	1697387.2	1566673.83	1393079.54
5	CLEO	Sariguna Primatirta Tbk., PT	1348181.58	1310940.12	1245144.3
6	COCO	Wahana Interfood Nusantara Tbk., PT	70684.31	263754.41	250442.59
7	DLTA	Delta Djakarta Tbk, PT	1308722.06	1225580.91	1425983.72
8	DMND	Diamond Food Indonesia Tbk., PT	6297287	5680638	5570651
9	FOOD	Sentra Food Indonesia Tbk., PT	106495.35	113192.24	118586.65
10	GOOD	Garudafood Putra Putri Jaya Tbk., PT	6766602.28	6670943.52	5063067.67
11	HOKI	Buyung Poetra Sembada Tbk, PT	989119.32	906924.21	848676.04
12	ICBP	Indofood CBP Sukses Makmur Tbk, PT	118015311	103588325	38709314
13	IKAN	Era Mandiri Cemerlang Tbk	129081.87	132538.62	95848.98
14	INDF	Indofood Sukses Makmur Tbk, PT	179271840	163136516	96198559
15	KEJU	Mulia Boga Raya Tbk, PT	767726.28	674806.91	666313.39
16	MLBI	Multi Bintang Indonesia Tbk, PT	2922017	2907425	2896950
17	MYOR	Mayora Indah Tbk, PT	19917653.27	19777500.51	19037918.81
18	PANI	Pratama Abadi Nusa Industri Tbk., PT	13296259.88	98191.21	119708.96
19	PCAR	Prima Cakrawala Abadi Tbk	13296259.88	98191.21	119708.96
20	PSDN	Prashida Aneka Niaga Tbk, PT	708894.78	765375.54	763492.32

21	PSGO	Palma Serasih Tbk., PT	3731907.65	3401723.4	3255607.11
22	ROTI	Nippon Indosari Corporindo Tbk, PT	4191284.42	4452166.67	4682083.84
23	SKBM	Sekar Bumi Tbk, PT	1970428.12	1768660.55	1820383.35
24	SKLT	Sekar Laut Tbk, PT	889125.25	773863.04	790845.54
25	STTP	Siantar Top Tbk, PT	3919243.68	3448995.06	2881563.08
26	ULTJ	Ultrajaya Milk Industry and Trading Company Tbk, PT	7406856	8754116	6608422

Lampiran 4 Total Kas dan Setara

No	KODE	Nama Perusahaan	Total kas dan setara kas		
			2021	2020	2019
1	AISA	Tiga Pilar Sejahtera Food Tbk. PT	58011	226840	183819
2	ALTO	Tri Banyan Tirta Tbk. PT	15903.78	23828	2979.89
3	CAMP	Campina Ice Cream Industry Tbk.. PT	12342	17272	182733
4	CEKA	Wilmar Cahaya Indonesia Tbk. PT	234899.76	172638	299182
5	CLEO	Sariguna Primatirta Tbk.. PT	4761.05	12234	291882
6	COCO	Wahana Interfood Nusantara Tbk.. PT	75065.94	22223	273737
7	DLTA	Delta Djakarta Tbk. PT	812799.48	287432	263628
8	DMND	Diamond Food Indonesia Tbk.. PT	1192996	1195995	100807
9	FOOD	Sentra Food Indonesia Tbk.. PT	1711.19	187333	941.39
10	GOOD	Garudafood Putra Putri Jaya Tbk.. PT	904325.92	229233	283721
11	HOKI	Buyung Poetra Sembada Tbk. PT	27382	122342	118282
12	ICBP	Indofood CBP Sukses Makmur Tbk. PT	20377977	233323	188283
13	IKAN	Era Mandiri Cemerlang Tbk	282873	1762743	282738
14	INDF	Indofood Sukses Makmur Tbk. PT	29478126	283723	283822
15	KEJU	Mulia Boga Raya Tbk. PT	159541.79	183732	338728
16	MLBI	Multi Bintang Indonesia Tbk. PT	638197	193742	328331
17	MYOR	Mayora Indah Tbk. PT	3009380.17	3777791.43	3722273
18	PANI	Pratama Abadi Nusa Industri Tbk.. PT	662742.17	23233	122333
19	PCAR	Prima Cakrawala Abadi Tbk	662742.17	728373	827363
20	PSDN	Prashida Aneka Niaga Tbk. PT	29564.29	14654.96	27332
21	PSGO	Palma Serasih Tbk.. PT	367456.52	5263872	7000

22	ROTI	Nippon Indosari Corporindo Tbk. PT	1828372	837322	1185910.2
23	SKBM	Sekar Bumi Tbk. PT	2839283	28372	170632.05
24	SKLT	Sekar Laut Tbk. PT	293839	283872	182822
25	STTP	Siantar Top Tbk. PT	207073.83	223667	273722
26	ULTJ	Ultrajaya Milk Industry and Trading Company Tbk. PT	1726372	1649669	176482

Lampiran 5 CSR

No	KODE	Nama Perusahaan	Ekonomi	Lingkungan	Sosial	Jumlah	Hasil	Ekonomi	Lingkungan	Sosial	Jumlah	Hasil	Ekonomi	Lingkungan	Sosial	Jumlah	Hasil
1	AI SA	Tiga Pilar Sejahtera Food Tbk, PT	4	8	4	16	0.20 7792 208	6	8	9	23	0.29 8701 299	7	12	8	27	0.35 0649 351
2	AL TO	Tri Banyan Tirta Tbk, PT	4	17	14	35	0.45 4545 455	3	15	14	32	0.41 5584 416	3	15	16	34	0.44 1558 442
3	CAMP	Campina Ice Cream Industry Tbk., PT	2	7	4	13	0.16 8831 169	6	14	17	37	0.48 0519 481	6	12	17	35	0.45 4545 455
4	CEKA	Wilmar Cahaya Indonesia Tbk, PT	7	12	14	33	0.42 8571 429	12	16	30	58	0.75 3246 753	8	19	17	44	0.57 1428 571
5	CEO	Sariguna Primatirta Tbk., PT	8	11	16	35	0.45 4545 455	9	12	20	41	0.53 2467 532	9	17	20	46	0.59 7402 597
6	COCO	Wahana Interfood Nusantara Tbk., PT	3	6	5	14	0.18 1818 182	5	7	7	19	0.24 6753 247	4	6	10	20	0.25 9740 26
7	DLTA	Delta Djakarta Tbk, PT	4	6	8	18	0.23 3766 234	5	5	10	20	0.25 9740 26	5	5	9	19	0.24 6753 247
8	DMND	Diamond Food Indonesia Tbk., PT	5	7	7	19	0.24 6753 247	3	6	13	22	0.28 5714 286	3	6	14	23	0.29 8701 299
9	FOOD	Sentra Food Indonesia Tbk., PT	6	15	11	32	0.41 5584 416	6	18	14	38	0.49 3506 494	8	19	20	47	0.61 0389 61
10	GOOD	Garuda food Putra Putri Jaya Tbk., PT	4	6	10	20	0.25 9740 26	5	5	12	22	0.28 5714 286	5	6	10	21	0.27 2727 273
11	HO KI	Buyung Poetra Sembada Tbk, PT	6	7	9	22	0.28 5714 286	6	7	7	20	0.25 9740 26	5	8	9	22	0.28 5714 286

12	IC BP	Indofood CBP Sukses Makmur Tbk, PT	4	6	13	23	0.29 8701 299	6	7	13	26	0.33 7662 338	5	6	12	23	0.29 8701 299
13	IK AN	Era Mandiri Cemerlang Tbk	5	10	13	28	0.36 3636 364	5	11	16	32	0.41 5584 416	5	9	17	31	0.40 2597 403
14	INDF	Indofood Sukses Makmur Tbk, PT	6	11	15	32	0.41 5584 416	5	10	16	31	0.40 2597 403	6	10	16	32	0.41 5584 416
15	KEJU	Mulia Boga Raya Tbk, PT	5	8	14	27	0.35 0649 351	4	7	15	26	0.33 7662 338	6	6	17	29	0.37 6623 377
16	MLBI	Multi Bintang Indonesia Tbk, PT	6	5	12	23	0.29 8701 299	6	7	13	26	0.33 7662 338	6	6	12	24	0.31 1688 312
17	MYOR	Mayora Indah Tbk, PT	2	1	5	8	0.10 3896 104	2	5	6	13	0.16 8831 169	2	6	4	12	0.15 5844 156
18	PANI	Pratama Abadi Nusa Industri Tbk., PT	4	5	8	17	0.22 0779 221	4	4	7	15	0.19 4805 195	4	6	12	22	0.28 5714 286
19	PCAR	Prima Cakrawala Abadi Tbk	4	4	11	19	0.24 6753 247	5	12	8	25	0.32 4675 325	6	18	7	31	0.40 2597 403
20	PSDN	Prashida Aneka Niaga Tbk, PT	3	12	10	25	0.32 4675 325	4	13	11	28	0.36 3636 364	5	12	16	33	0.42 8571 429
21	PSGO	Palma Serasih Tbk., PT	3	4	6	13	0.16 8831 169	3	6	9	18	0.23 3766 234	3	6	7	16	0.20 7792 208
22	ROTI	Nippon Indosari Corporationo Tbk, PT	5	3	9	17	0.22 0779 221	6	7	9	22	0.28 5714 286	7	6	10	23	0.29 8701 299
23	SKBM	Sekar Bumi Tbk, PT	5	6	10	21	0.27 2727 273	5	10	11	26	0.33 7662 338	5	10	10	25	0.32 4675 325
24	SKLT	Sekar Laut Tbk, PT	3	1	5	9	0.11 6883 117	3	2	3	8	0.10 3896 104	3	3	6	12	0.15 5844 156
25	STTP	Siantar Top Tbk, PT	4	6	11	21	0.27 2727 273	4	15	6	25	0.32 4675 325	4	14	6	24	0.31 1688 312
26	ULTJ	Ultrajaya Milk Industry and Trading Company Tbk, PT	3	1	8	12	0.15 5844 156	4	1	6	11	0.14 2857 143	5	1	8	14	0.18 1818 182

Lampiran 6 Tabulasi Keseluruhan Variabel

No	KODE	Tahun	X1	X2	Y
1	AISA	2019	-2.38449549	12.12170686	0.350649351
2	ALTO	2019	-0.13390278	7.999641666	0.441558442
3	CAMP	2019	0.134016474	12.11578135	0.454545455
4	CEKA	2019	0.626376079	12.60880736	0.571428571
5	CLEO	2019	0.212409212	12.58410489	0.597402597
6	COCO	2019	0.054042006	12.51992307	0.25974026
7	DLTA	2019	0.823638856	12.4822943	0.246753247
8	DMND	2019	0.429949211	11.52096308	0.298701299
9	FOOD	2019	0.018347765	6.847357506	0.61038961
10	GOOD	2019	0.204484911	12.55574664	0.272727273
11	HOKI	2019	0.301821977	11.68082688	0.285714286
12	ICBP	2019	0.477797256	12.14570143	0.298701299
13	IKAN	2019	0.087960978	12.55227595	0.402597403
14	INDF	2019	0.278382538	12.55610256	0.415584416
15	KEJU	2019	0.230695214	12.7329527	0.376623377
16	MLBI	2019	0.387531714	12.70177752	0.311688312
17	MYOR	2019	0.484261332	15.12984506	0.155844156
18	PANI	2019	-0.01488109	11.71450211	0.285714286
19	PCAR	2019	-0.01488109	13.62599881	0.402597403
20	PSDN	2019	-0.24367073	10.21581346	0.428571429
21	PSGO	2019	-0.20869183	8.853665428	0.207792208
22	ROTI	2019	0.33431626	13.98602114	0.298701299
23	SKBM	2019	0.118742033	12.04726476	0.324675325
24	SKLT	2019	0.202047141	12.11626828	0.155844156

25	STTP	2019	0.689035199	12.51986827	0.311688312
26	ULTJ	2019	0.747959044	12.08097417	0.181818182
27	AISA	2020	-1.51566821	12.3320002	0.298701299
28	ALTO	2020	-0.1430861	10.07861664	0.415584416
29	CAMP	2020	0.160159911	9.756841972	0.480519481
30	CEKA	2020	0.639579203	12.0589522	0.753246753
31	CLEO	2020	0.301790306	9.41197424	0.532467532
32	COCO	2020	0.061695803	10.00888307	0.246753247
33	DLTA	2020	0.800766283	12.56874159	0.25974026
34	DMND	2020	0.453922605	13.99448903	0.285714286
35	FOOD	2020	-0.11517097	12.14064306	0.493506494
36	GOOD	2020	0.162442303	12.34249423	0.285714286
37	HOKI	2020	0.289364136	11.71457568	0.25974026
38	ICBP	2020	0.217941568	12.36017904	0.337662338
39	IKAN	2020	0.055409133	14.38238168	0.415584416
40	INDF	2020	0.190734734	12.55575369	0.402597403
41	KEJU	2020	0.228324366	12.12123345	0.337662338
42	MLBI	2020	0.485002365	12.17428266	0.337662338
43	MYOR	2020	0.534515366	15.14465012	0.168831169
44	PANI	2020	-0.01588778	10.05332896	0.194805195
45	PCAR	2020	-0.01588778	13.49856856	0.324675325
46	PSDN	2020	-0.32409663	9.592534124	0.363636364
47	PSGO	2020	-0.19204932	15.47637744	0.233766234
48	ROTI	2020	0.363306394	13.63796398	0.285714286
49	SKBM	2020	0.124808387	10.25315802	0.337662338
50	SKLT	2020	0.240820301	12.55627871	0.103896104
51	STTP	2020	0.728924167	12.31791362	0.324675325
52	ULTJ	2020	0.674874882	14.31608522	0.142857143
53	AISA	2021	-1.69695181	10.96838793	0.207792208
54	ALTO	2021	-0.15344596	9.674312096	0.454545455
55	CAMP	2021	0.203044712	9.420763359	0.168831169
56	CEKA	2021	0.664050695	12.36691415	0.428571429
57	CLEO	2021	0.384508428	8.468223511	0.454545455
58	COCO	2021	0.350929082	11.22612221	0.181818182
59	DLTA	2021	0.742507198	13.60823972	0.233766234
60	DMND	2021	0.466444518	13.99197835	0.246753247
61	FOOD	2021	-0.2421856	7.444944314	0.415584416
62	GOOD	2021	0.210187066	13.71494511	0.25974026
63	HOKI	2021	0.271759367	10.21764114	0.285714286

64	ICBP	2021	0.229847736	16.82996532	0.298701299
65	IKAN	2021	0.069285718	12.55275331	0.363636364
66	INDF	2021	0.207095582	17.19915905	0.415584416
67	KEJU	2021	0.389168819	11.98006117	0.350649351
68	MLBI	2021	0.368163156	13.36640229	0.298701299
69	MYOR	2021	0.536404405	14.91724469	0.103896104
70	PANI	2021	3.89343E-05	13.40414131	0.220779221
71	PCAR	2021	3.89343E-05	13.40414131	0.246753247
72	PSDN	2021	-0.48212959	10.29432249	0.324675325
73	PSGO	2021	-0.11733355	12.81436028	0.168831169
74	ROTI	2021	0.384663685	14.41893651	0.220779221
75	SKBM	2021	0.12671766	14.85906211	0.272727273
76	SKLT	2021	0.291921999	12.59078728	0.116883117
77	STTP	2021	0.799021986	12.24083068	0.272727273
78	ULTJ	2021	0.849986283	14.36153265	0.155844156

Lampiran 7 Uji Deskriptif

Descriptive Statistics

	N	Minimum	Maximum	Mean	Std. Deviation
Firm Mature	78	-2.384	.850	.16781	.509188
Slack Resource	78	6.847	17.199	12.22053	1.960530
CSR	78	.104	.753	.31718	.122912
Valid N (listwise)	78				

Lampiran 8 Uji Linier Berganda

Variables Entered/Removed^a

Model	Variables Entered	Variables Removed	Method
1	Slack Resource, Firm Mature ^b		. Enter

a. Dependent Variable: CSR

b. All requested variables entered.

Model Summary

Model	R	R Square	Adjusted R Square	Std. Error of the Estimate
1	.334 ^a	.112	.088	.11737923894551
				3

a. Predictors: (Constant), Slack Resource, Firm Mature

ANOVA^a

Model		Sum of Squares	df	Mean Square	F	Sig.
1	Regression	.130	2	.065	4.715	.012 ^b
	Residual	1.033	75	.014		
	Total	1.163	77			

a. Dependent Variable: CSR

b. Predictors: (Constant), Slack Resource, Firm Mature

Coefficients^a

Model		Unstandardized Coefficients		Standardized	t	Sig.
		B	Std. Error	Coefficients Beta		
1	(Constant)	.575	.086		6.683	.000
	Firm Mature	.003	.027	.013	.115	.909
	Slack Resource	-.021	.007	-.337	-3.004	.004

a. Dependent Variable: CSR

Lampiran 9 Uji Asumsi Klasik

Variables Entered/Removed^a

Model	Variables Entered	Variables Removed	Method
1	Slack Resource, Firm Mature ^b		. Enter

a. Dependent Variable: CSR

b. All requested variables entered.

Model Summary^b

Model	R	R Square	Adjusted R Square	Std. Error of the Estimate	Durbin-Watson
1	.334 ^a	.112	.088	.11737923894551	1.495

3

a. Predictors: (Constant), Slack Resource, Firm Mature

b. Dependent Variable: CSR

ANOVA^a

Model		Sum of Squares	df	Mean Square	F	Sig.
1	Regression	.130	2	.065	4.715	.012 ^b
	Residual	1.033	75	.014		
	Total	1.163	77			

a. Dependent Variable: CSR

b. Predictors: (Constant), Slack Resource, Firm Mature

Coefficients^a

Model		Unstandardized Coefficients		Standardized Coefficients	t	Sig.	Collinearity Statistics	
		B	Std. Error	Beta			Tolerance	VIF
1	(Constant)	.575	.086		6.683	.000		
	Firm Mature	.003	.027	.013	.115	.909	.940	1.064
	Slack Resource	-.021	.007	-.337	-3.004	.004	.940	1.064

a. Dependent Variable: CSR

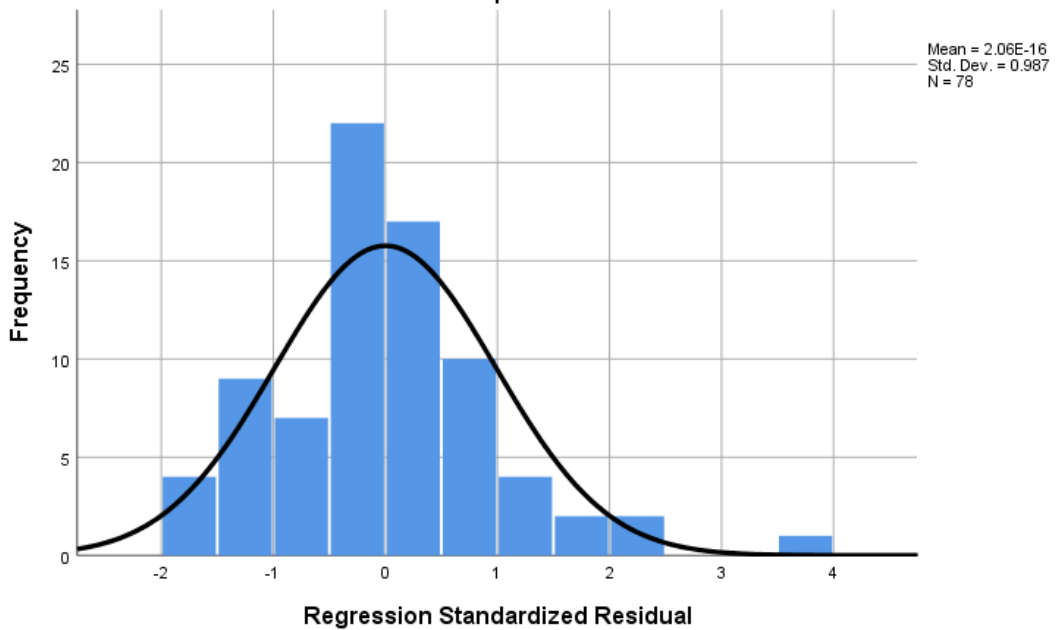
Collinearity Diagnostics^a

Model	Dimension	Eigenvalue	Condition Index	Variance Proportions		
				(Constant)	Firm Mature	Slack Resource
1	1	2.174	1.000	.00	.05	.00
	2	.814	1.635	.00	.90	.00
	3	.012	13.540	.99	.05	.99

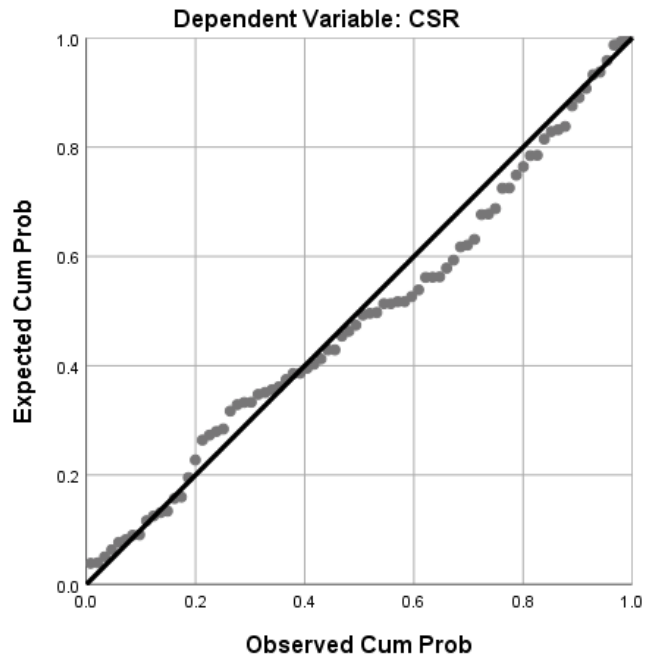
a. Dependent Variable: CSR

Histogram

Dependent Variable: CSR

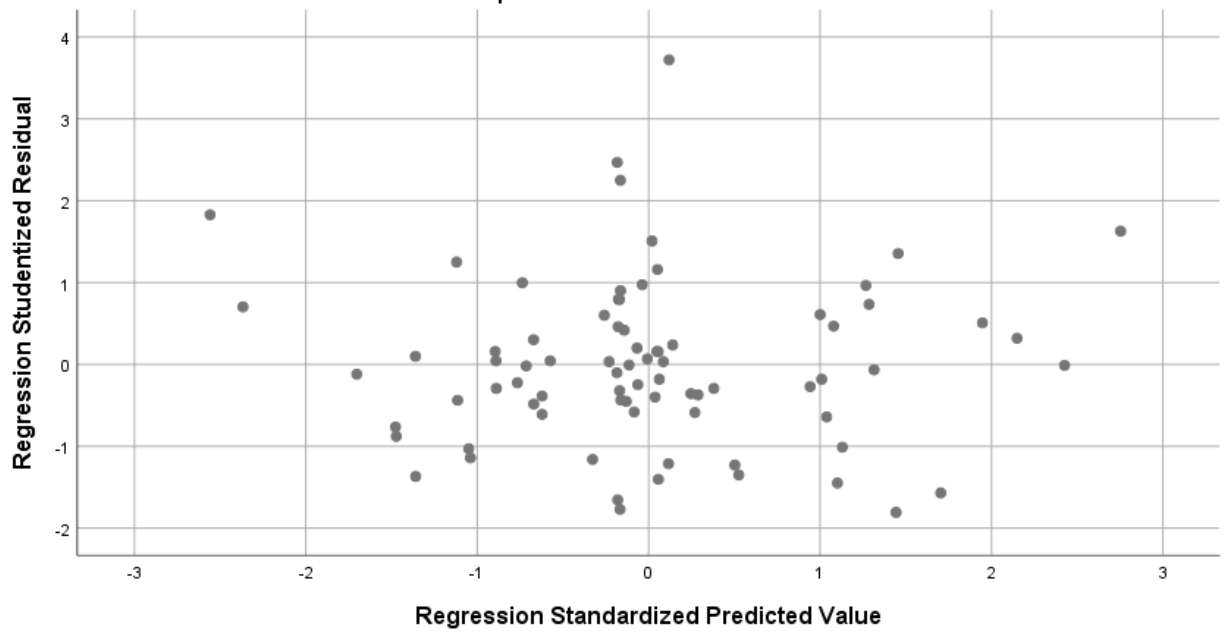


Normal P-P Plot of Regression Standardized Residual



Scatterplot

Dependent Variable: CSR



One-Sample Kolmogorov-Smirnov Test

Unstandardized

Residual

N		78
Normal Parameters ^{a,b}	Mean	.0000000
	Std. Deviation	.11584480
Most Extreme Differences	Absolute	.090
	Positive	.090
	Negative	-.058
Test Statistic		.090
Asymp. Sig. (2-tailed)		.182 ^c

a. Test distribution is Normal.

b. Calculated from data.

c. Lilliefors Significance Correction.