

LAMPIRAN – LAMPIRAN

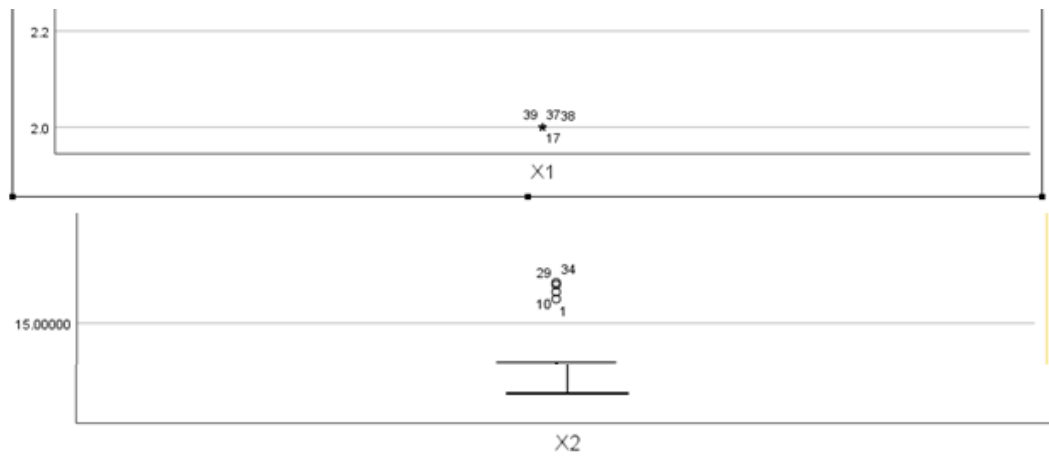
File Home Insert Page Layout Formulas Data Review View Help Tell me what you want to do													
E9													
No	KODE	Nama Perusahaan	ANNUAL REP	PROPER									
1	ABBA	Mahaka Media Tbk.											
2	ACES	Ace Hardware Indonesia Tbk.											
3	AKKU	Anugerah Kagum Karya Utama Tbk											
4	ARGO	Argo Pantes Tbk.											
5	ARTA	Arthavest Tbk.											
6	ASII	Astra International Tbk.	V	V	V	V	V	V	V	V	V	V	V
7	ASLC	Autopedia Sukses Lestari Tbk.											
8	AUTO	Astra Otoparts Tbk.	V	V	V	V	V	V	V	V	V	V	V
9	BATA	Sepatu Bata Tbk.											
10	BAUT	Mira Angkasa Sejahtera Tbk.											
11	BAYU	Bayu Buana Tbk.											
12	BELL	Trisula Textile Industries Tbk.											
13	BIKE	Sepeda Bersama Indonesia Tbk.											
14	BIMA	Primarindo Asia Infrastructure											
15	BLTZ	Graha Layar Prima Tbk.											
16	BMEL	Lavender Bina Cendikia Tbk.											
17	BONG	Binang Ojo Global Tbk.											
18	BOLA	Bali Bintang Sejahtera Tbk.											
19	BOLT	Garuda Metalindo Tbk.	V	V	V	V	V	V	V	V	V	V	V
20	BRAM	Indo Kordsa Tbk.	V	V	V	V	V	V	V	V	V	V	V
21	BUVA	Bukit Uluwatu Villa Tbk.											
22	CARS	Industri dan Perdagangan Bintr	V	V	V	V	V	V	V	V	V	V	V
23	CEMF	Cahaya Bintang Medan Tbk.											
24	CINT	Chitose Internasional Tbk.											
25	CLAY	Citra Putra Realty Tbk.											
26	CNTX	Century Textile Industry Tbk.											
27	CSAP	Catur Sentosa Adiprana Tbk.											
28	CSM	Cipta Selera Murni Tbk.											
29	DEPO	Catukarda Depo Bangunan Tbk.											
30	DFAM	Dafam Property Indonesia Tbk.											
31	DIGI	Arkadia Digital Media Tbk.											
32	DRMA	Dharma Polmetal Tbk.											
33	DUCK	Jaya Bersama Indo Tbk.											
34	EAST	Eastpari Hotel Tbk.											
35	ECII	Electronic City Indonesia Tbk.											
36	ENAK	Champ Resto Indonesia Tbk.											
37	ERAA	Erajaya Swasembada Tbk.											
38	ERTX	Eratex Djaja Tbk.											
39	ESTA	Esta Multi Usaha Tbk.											
40	ESTI	Ever Shine Text Tbk.											
41	FAST	Fast Food Indonesia Tbk.											

ASII	Astra International Tbk.
AUTO	Astra Otoparts Tbk.
BOLT	Garuda Metalindo Tbk.
BRAM	Indo Kordsa Tbk.
CARS	Industri dan Perdagangan Bintr
GDYR	Goodyear Indonesia Tbk.
GJTL	Gajah Tunggul Tbk.
IMAS	Indomobil Sukses Internasional
INDS	Indospring Tbk.
LPIN	Multi Prima Sejahtera Tbk.
MASA	Multistrada Arah Sarana Tbk.
MPRX	Mira Pimasthika Mustika Tbk.
PRAS	Prima Alloy Steel Universal Tb
SMSM	Selamat Sempurna Tbk.

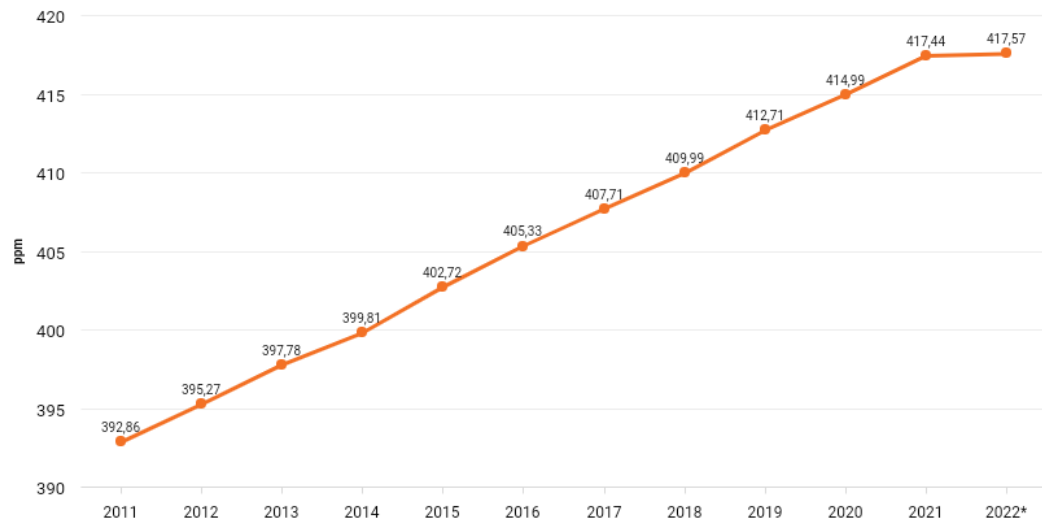
File Home Insert Page Layout Formulas Data Review View Help Tell me what you want to do													
J8													
NO	KODE	PERUSAHAAN	TAHUN	NARASI	GAMBAR	DANA YANG DIUNGKAPKAN	GREEN ACCOUNTING						
2			2019	1	1	1	3,00						
3	1	ASII	2020	1	1	1	3,00						
4			2021	1	1	1	3,00						
5			2019	1	1	1	3,00						
6	2	AUTO	2020	1	1	1	3,00						
7			2021	1	1	1	3,00						
8			2019	1	1	1	3,00						
9	3	BOLT	2020	1	1	1	3,00						
10			2021	1	1	1	3,00						
11			2019	1	1	1	3,00						
12	4	BRAM	2020	1	1	1	3,00						
13			2021	1	1	1	3,00						
14			2019	1	1	1	3,00						
15	5	CARS	2020	1	1	1	3,00						
16			2021	1	1	1	3,00						
17			2019	1	0	1	2,00						
18	6	GDYR	2020	1	0	1	2,00						
19			2021	1	1	1	3,00						
20			2019	1	1	1	3,00						
21	7	GJTL	2020	1	1	1	3,00						
22			2021	1	1	1	3,00						
23			2019	1	1	1	3,00						
24	8	IMAS	2020	1	1	1	3,00						
25			2021	1	1	1	3,00						
26			2019	1	1	1	3,00						
27	9	INDS	2020	1	1	1	3,00						
28			2021	1	1	1	3,00						
29			2019	1	1	1	3,00						
30	10	LPIN	2020	1	1	1	3,00						
31			2021	1	1	1	3,00						
32			2019	1	1	1	3,00						
33	11	MASA	2020	1	1	1	3,00						

File Home Insert Page Layout Formulas Data Review View Help Tell me what you want to do										
M19										
A	B	C	D	E	F	G	H	I	J	K
1	NO	KODE	PERUSAHAAN	TAHUN	BIAYA BAHAN	BIAYA ENERGI	BIAYA SISTEM	TOTAL BIAYA	MFCA	
2	1	ASII	Astra Internasional Tbk.	2019	Rp 137.355.000.000	Rp 2.285.000.000	Rp 4.901.000.000	Rp 8.188.000.000	15,73275	15,7327
3				2020	Rp 20.243.000.000	Rp 651.000.000	Rp 817.000.000	Rp 7.558.000.000	4,256278	4,256278
4				2021	Rp 28.728.000.000	Rp 635.000.000	Rp 800.000.000	Rp 6.678.000.000	4,518123	4,518123
5	2	AUTO	Astra Otoparts Tbk.	2019	Rp 13.256.531.000	Rp 7.658.000	Rp 81.419.000	Rp 1.725.568.000	7,734037	7,734037
6				2020	Rp 10.289.115.000	Rp 6.902.000	Rp 70.888.000	Rp 1.516.387.000	6,898583	6,898583
7				2021	Rp 12.290.923.000	Rp 8.232.488	Rp 83.110.000	Rp 1.749.103.000	7,65096	7,65096
8	3	BOLT	Garuda Metalindo Tbk.	2019	Rp 896.088.454.419	Rp 3.856.404.790	Rp 567.500.000	Rp 119.091.593.663	5,401117	5,401117
9				2020	Rp 696.902.028.465	Rp 3.255.125.237	Rp 567.500.000	Rp 112.396.699.237	6,234388	6,234388
10				2021	Rp 963.909.237.990	Rp 4.332.413.647	Rp 1.697.897.314	Rp 115.578.931.323	6,392001	6,392001
11				2019	Rp 3.064.031.486	Rp 20.566.771	Rp 5.343.500	Rp 193.763.414	4,769547	4,769547
12	4	BRAM	Indo Kordas Tbk.	2020	Rp 2.237.055.129	Rp 27.071.743	Rp 8.599.871	Rp 164.239.414	13,812127	13,812127
13				2021	Rp 3.024.013.414	Rp 27.692.314	Rp 13.558.571	Rp 259.596.671	11,80702	11,80702
14				2019	Rp 5.152.632.125.317	Rp 23.690.442.837	Rp 31.934.811.226	Rp 796.105.697.859	6,888266	6,888266
15	5	CARS	Industri dan Perdagangan Bintr	2020	Rp 2.903.872.261.658	Rp 21.599.784.044	Rp 37.852.447.207	Rp 621.259.617.107	4,769547	4,769547
16				2021	Rp 4.268.649.890.375	Rp 18.745.561.505	Rp 26.714.878.848	Rp 615.761.529.894	5,505878	5,505878
17				2019	Rp 1.762.564.214	Rp 37.772.645	Rp 11.663.929	Rp 225.202.671	8,134899	8,134899
18	6	GDYR	Goodyear Indonesia Tbk.	2020	Rp 1.400.343.100	Rp 46.110.271	Rp 11.542.886	Rp 181.571.743	8,029863	8,029863
19				2021	Rp 1.946.033.388	Rp 54.348.071	Rp 13.035.414	Rp 169.784.914	11,98814	11,98814
20				2019	Rp 15.140.479.000	Rp 1.739.811.000	Rp 17.441.000	Rp 1.695.112.000	7,336961	7,336961
21	7	GITL	Gajah Tunggal Tbk.	2020	Rp 10.760.599.000	Rp 1.044.817.000	Rp 13.977.000	Rp 2.081.800.000	5,677343	5,677343
22				2021	Rp 11.219.309.000	Rp 1.255.665.000	Rp 11.441.000	Rp 2.198.085.000	6,990471	6,990471
23				2019	Rp 14.910.914.172.218	Rp 40.609.653.669	Rp 26.673.231.507	Rp 4.765.202.462.377	3,143308	3,143308
24	8	IMAS	Indomobil Sukses Internasional	2020	Rp 11.874.596.432.036	Rp 37.577.823.234	Rp 4.320.414.817	Rp 4.721.515.981.171	2,523294	2,523294
25				2021	Rp 13.481.609.000	Rp 13.458.000	Rp 18.828.000	Rp 4.784.431.000	3,244669	3,244669
26				2019	Rp 1.781.348.782.838	Rp 6.346.581.427	Rp 2.431.466.925	Rp 218.885.017.223	8,178389	8,178389
27	9	INDS	Indospring Tbk.	2020	Rp 1.564.875.178.568	Rp 6.713.989.791	Rp 2.664.764.019	Rp 195.120.574.934	7,042589	7,042589
28				2021	Rp 2.126.563.380.210	Rp 8.047.633.733	Rp 3.216.839.170	Rp 315.199.870.483	6,786267	6,786267
29				2019	Rp 70.119.238.179	Rp 115.710.448	Rp 661.637.149	Rp 6.666.056.853	10,6354	10,6354
30	10	LPIN	Multi Prima Sejahtera Tbk	2020	Rp 79.903.338.052	Rp 105.778.389	Rp 633.890.199	Rp 4.989.807.746	16,15974	16,15974
31				2021	Rp 93.774.038.323	Rp 196.042.482	Rp 262.730.730	Rp 21.032.248.347	4,485151	4,485151
32				2019	Rp 4.083.449.200	Rp 211.541.729	Rp 13.684.714	Rp 828.992.897	5,164139	5,164139
33	11	MASA	Multistrada Aras Sarana Tbk.	2020	Rp 3.908.850.014	Rp 176.049.157	Rp 6.832.871	Rp 494.868.586	7,055862	7,055862
34				2021	Rp 4.560.332.171	Rp 207.333.043	Rp 8.545.429	Rp 958.988.757	4,980674	4,980674
35				2019	Rp 15.161.537.000	Rp 9.521.000	Rp 31.455.000	Rp 936.797.000	16,22818	16,22818
36	12	MPAMX	Mitra Pinasthika Mustika Tbk.	2020	Rp 10.133.038.000	Rp 9.189.000	Rp 27.805.000	Rp 863.378.000	11,77947	11,77947
37				2021	Rp 11.711.877.000	Rp 8.239.000	Rp 18.032.000	Rp 897.075.000	13,08267	13,08267
38				2019	Rp 296.816.106.787	Rp 815.812.133	Rp 223.426.295	Rp 109.820.773.400	2,712193	2,712193
39	13	PRAS	Prima Alloy Steel Universal Tb	2020	Rp 240.868.538.254	Rp 621.917.484	Rp 218.009.910	Rp 70.937.610.422	3,407353	3,407353
40				2021	Rp 314.650.100.867	Rp 644.876.344	Rp 181.176.876	Rp 78.161.874.380	3,518181	3,518181

populasi SAMPEL X1 X2 Y Tabulasi										
A	B	C	D	E	F	G	H	I	J	K
1	NO	KODE	PERUSAHAAN	TAHUN	DIMENSI EKONOMI	DIMENSI SOSIAL	DIMENSI LINGKUNGAN	DIMENSI TEKNOLOGI	TOTAL	SDV
2	1	ASII	Astra internasional Tbk.	2019	Rp 263.787.000.000,000	Rp 2.285.000.000,000	Rp 8.812.000.000,000		Rp 274.884.000.000,000	14,43914944
3				2020	Rp 193.617.000.000,000	Rp 1.901.000.000,000	Rp 7.158.000.000,000		Rp 202.676.000.000,000	14,30680231
4				2021	Rp 259.071.000.000,000	Rp 2.055.000.000,000	Rp 8.379.000.000,000		Rp 269.505.000.000,000	14,43096683
5	2	AUTO	Astra Otoparts Tbk.	2019	Rp 13.256.531.000,000	Rp 7.658.000,000	Rp 81.419.000,000		Rp 15.168.608.000,000	13,18914222
6				2020	Rp 10.289.115.000,000	Rp 6.902.000,000	Rp 70.888.000,000		Rp 10.966.905.000,000	13,02875183
7				2021	Rp 13.256.531.000,000	Rp 7.658.000,000	Rp 81.419.000,000		Rp 15.168.608.000,000	13,18902119
8	3	BOLT	Garuda Metalindo Tbk.	2019	Rp 896.088.454.419,000	Rp 3.856.404.790,000	Rp 567.500.000,000		Rp 1.319.178.492,737	12,12030356
9				2020	Rp 696.902.028.465,000	Rp 3.255.125.237,000	Rp 567.500.000,000		Rp 789.265.879,685	11,89723333
10				2021	Rp 963.909.237.990,000	Rp 4.332.413.647,000	Rp 1.697.897.314,000		Rp 1.304.450.814,150	12,11542771
11				2019	Rp 3.064.031.486,000	Rp 20.566.771,000	Rp 5.343.500,000		Rp 3.071.776.740,000	12,59994803
12	4	BRAM	Indo Kordas Tbk.	2020	Rp 2.237.055.129,000	Rp 27.071.743,000	Rp 8.599.871,000		Rp 2.187.814.890,000	12,59994803
13				2021	Rp 3.024.013.414,000	Rp 27.692.314,000	Rp 13.558.571,000		Rp 10.564.442.000,000	12,02576111
14				2019	Rp 5.152.632.125.317,000	Rp 23.690.442.837,000	Rp 31.934.811.226,000		Rp 4.396.908.390,000	12,64314741
15	5	CARS	Industri dan Perdagangan Bintr	2020	Rp 2.903.872.261.658,000	Rp 21.599.784.044,000	Rp 37.852.447.207,000		Rp 7.424.252.827,784	12,87052375
16				2021	Rp 4.268.649.890.375,000	Rp 18.745.561.505,000	Rp 26.714.878.848,000		Rp 3.213.242.953,078	12,50663636
17				2019	Rp 1.762.564.214,000	Rp 37.772.645,000	Rp 11.663.929,000		Rp 4.889.703.656,046	12,68928254
18	6	GDYR	Goodyear Indonesia Tbk.	2020	Rp 1.400.343.100,000	Rp 46.110.271,000	Rp 11.542.886,000		Rp 2.071.785.690,000	12,34002057
19				2021	Rp 1.946.033.388,000	Rp 54.348.071,000	Rp 13.035.414,000		Rp 1.639.860.300,000	12,21480693
20				2019	Rp 15.140.479.000,000	Rp 1.739.811.000,000	Rp 17.441.000,000		Rp 2.289.757.905,000	12,3867332
21	7	GITL	Gajah Tunggal Tbk.	2020	Rp 10.760.599.000,000	Rp 1.044.817.000,000	Rp 13.977.000,000		Rp 16.208.328.000,000	12,23340446
22				2021	Rp 11.219.309.000,000	Rp 1.255.665.000,000	Rp 11.441.000,000		Rp 16.731.715.000,000	13,23340446
23				2019	Rp 14.910.914.172.218,000	Rp 40.609.653.669,000	Rp 26.673.231.507,000		Rp 12.506.636.000,000	13,23340446
24	8	IMAS	Indomobil Sukses Internasional	2020	Rp 11.874.596.432.036,000	Rp 37.577.823.234,000	Rp 4.320.414.817,000		Rp 17.110.000,000	13,1527497
25				2021	Rp 13.481.609.000,000	Rp 13.458.000,000	Rp 18.828.000,000		Rp 13.124.000,000	13,1527497
26				2019	Rp 1.781.348.782.838,000	Rp 6.346.581.427,000	Rp 2.431.466.925,000		Rp 21.860.000,000	13,1527497
27	9	INDS	Indospring Tbk.	2020	Rp 1.564.875.178.568,000	Rp 6.713.989.791,000	Rp 2.664.764.019,000		Rp 275.604.911	16,473.087.270,892
28				2021	Rp 2.126.563.380.210,000	Rp 8.047.633.733,000	Rp 3.216.839.170,000		Rp 23.183.815.261	15,735.715.231,569
29				2019	Rp 70.119.238.179,000	Rp 115.710.448,000	Rp 661.637.149,000		Rp 30.809.000,000	4,132.000.000
30	10	LPIN	Multi Prima Sejahtera Tbk	2020	Rp 79.903.338.052,000	Rp 105.778.389,000	Rp 633.890.199,000		Rp 4.132.000.000	13,36296944
31				2021	Rp 93.774.038.323,000	Rp 196.042.482,000	Rp 262.730.730,000		Rp 2.297.951.900,431	12,35371469
32				2019	Rp 4.083.449.200,000	Rp 211.541.729,000	Rp 13.684.714,000		Rp 1.724.156.649,287	12,23657872
33				2020	Rp 3.908.850.014,000	Rp 176.049.157,000	Rp 6.832.871,000		Rp 2.876.805.571,145	12,45891051
34				2021	Rp 4.560.332.171,000	Rp 207.333.043,000	Rp 8.545.429,000		Rp 118.276.115.878	11,08337553
35	11	MASA	Multistrada Aras Sarana Tbk.	2020	Rp 3.908.850.014,000	Rp 176.049.157,000	Rp 6.832.871,000		Rp 109.798.566.887	11,08337553
36				2021	Rp 4.560.332.171,000	Rp 207.333.043,000	Rp 8.545.429,000		Rp 118.276.115.878	11,08337553
37				2019	Rp 15.161.537.000,000	Rp 9.521.000,000				



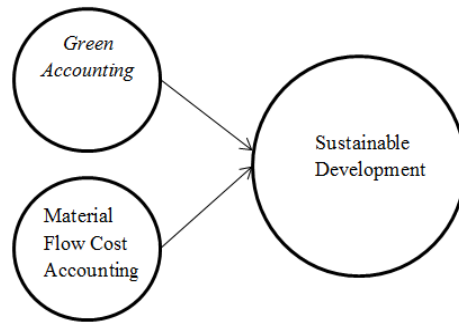
Tingkat Konsentrasi CO2 di Atmosfer (2011-2022*)



katadata.co.id

databoks





Tabel Matrik Aliran Biaya

	Biaya Bahan	Biaya Energi	Biaya Sistem	Total
Output produk positif				
Output produk negatif				
Total				

<u>Variabel</u>	<u>Dimensi</u>	<u>Ukuran</u>	<u>Skala</u>
	<u>Biaya Produksi</u>	<u>Unit Moneter</u>	
<i>MFCA</i>	<u>Luas Area yang Ditanami</u>	<u>Luas Unit Area</u>	<i>Interval</i>
	<u>Hasil Produksi</u>	<u>Unit Moneter</u>	
<u><i>cost accounting</i></u>			

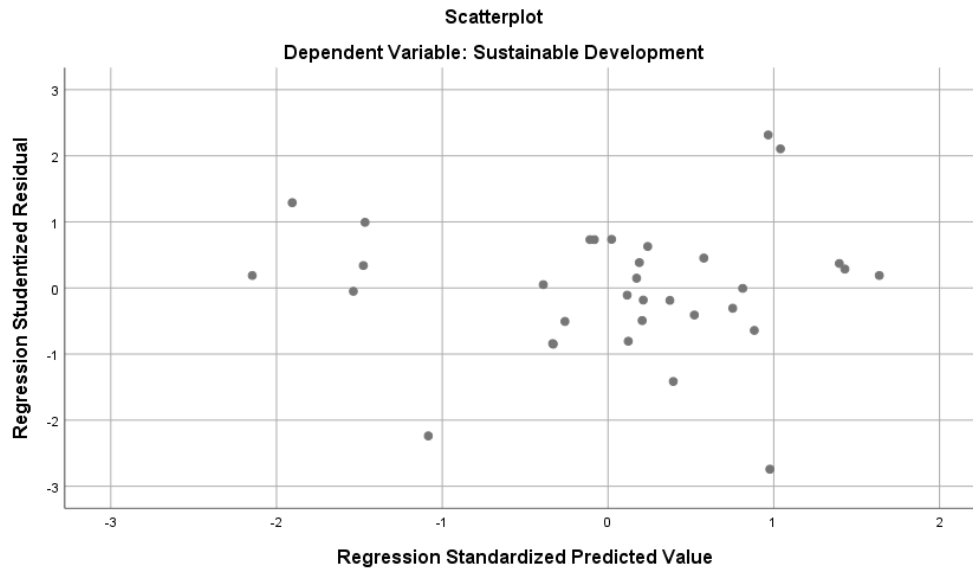
	N	Mean	Variance	Minimum	Maximum	Std. Deviation
	Valid					
Green Accounting	42	2.97059	0.029	2	3	0.171499
MFCA	42	7.2576	7.913	2.52	13.81	2.81298
Sustainable Development	42	12.738208	0.069	12.1552	13.3122	0.2630415

One-Sample Kolmogorov-Smirnov Test		
		Unstandardized Residual
N		42
Normal Parameters^{a,b}	Mean	0.000000
	Std. Deviation	0.72060056
Most Extreme Differences	Absolute	0.139
	Positive	0.139
	Negative	-0.110
Test Statistic		0.139
Asymp. Sig. (2-tailed)		.040 ^c
a. Test distribution is Normal. b. Calculated from data. c. Lilliefors Significance Correction.		

One-Sample Kolmogorov-Smirnov Test		
		Unstandardized Residual
N		34
Normal Parameters ^{a,b}	Mean	0.000000
	Std. Deviation	0.16083193
Most Extreme Differences	Absolute	0.110
	Positive	0.110
	Negative	-0.106
Test Statistic		0.110
Asymp. Sig. (2-tailed)		.200 ^{c,d}
a. Test distribution is Normal.		
b. Calculated from data.		
c. Lilliefors Significance Correction.		
d. This is a lower bound of the true significance.		

Coefficients ^a								
Model		Unstandardized Coefficients		Standardized Coefficients	t	Sig.	Collinearity Statistics	
		B	Std. Error	Beta			Tolerance	VIF
1	(Constant)	12.212	0.511		23.877	0.000		
	Green Accounting	0.348	0.169	0.227	2.060	0.048	0.997	1.003
	Material Flow Cost Accounting	-0.070	0.010	-0.746	-6.781	0.000	0.997	1.003
a. Dependent Variable: Sustainable Development								

Model Summary ^b					
Model	R	R Square	Adjusted R Square	Std. Error of the Estimate	Durbin-Watson
1	.791 ^a	0.626	0.602	0.1659390	2.207
a. Predictors: (Constant), Material Flow Cost Accounting, Green Accounting					
b. Dependent Variable: Sustainable Development					



Coefficients^a						
Model		Unstandardized Coefficients		Standardized Coefficients	t	Sig.
		B	Std. Error	Beta		
1	(Constant)	12.212	0.511		23.877	0.000
	Green Accounting	0.348	0.169	0.227	2.060	0.048
	Material Flow Cost Accounting	-0.070	0.010	-0.746	-6.781	0.000
a. Dependent Variable: Sustainable Development						

Model Summary^b				
Model	R	R Square	Adjusted R Square	Std. Error of the Estimate
1	.791^a	0.626	0.602	0.1659390
a. Predictors: (Constant), Material Flow Cost Accounting, Green Accounting				
b. Dependent Variable: Sustainable Development				

ANOVA ^a						
Model		Sum of Squares	df	Mean Square	F	Sig.
1	Regression	1.430	2	0.715	25.961	.000 ^b
	Residual	0.854	31	0.028		
	Total	2.283	33			
a. Dependent Variable: Sustainable Development						
b. Predictors: (Constant), Material Flow Cost Accounting, Green Accounting						

Coefficients ^a						
Model		Unstandardized Coefficients		Standardized Coefficients	t	Sig.
		B	Std. Error	Beta		
1	(Constant)	12.212	0.511		23.877	0.000
	Green Accounting	0.348	0.169	0.227	2.060	0.048
	Material Flow Cost Accounting	-0.070	0.010	-0.746	-6.781	0.000
a. Dependent Variable: Sustainable Development						