

LAMPIRAN

Lampiran 1

Sampel Perusahaan

No	Kode Perusahaan	Nama Perusahaan
1	AGRO	Bank Rakyat Indonesia Agroniaga Tbk
2	AGRS	PT Bank Agris Tbk
3	BACA	Bank Capital Indonesia Tbk
4	BBCA	Bank Central Asia Tbk
5	BBMD	PT Bank Mestika Dharma Tbk.
6	BBNI	Bank Negara Indonesia Tbk
7	BBNP	Bank Nusantara Parahyangan Tbk
8	BBRI	Bank Rakyat Indonesia Tbk
9	BBTN	Bank Tabungan Negara (Persero) Tbk
10	BDMN	Bank Danamon Indonesia Tbk
11	BINA	PT Bank Ina Perdana Tbk.
12	BJBR	Bank Pembangunan Daerah Jawa Barat dan Banten Tbk
13	BJTM	Bank Pembangunan Daerah Jawa Timur Tbk
14	BMAS	PT Bank Maspion Indonesia Tbk.
15	BMRI	Bank Mandiri (Persero) Tbk
16	BNBA	Bank Bumi Arta Tbk
17	BNGA	Bank CIMB Niaga Tbk
18	BNII	PT Bank Maybank Indonesia Tbk
19	BSIM	Bank Sinarmas Tbk
20	BTPN	Bank Tabungan Pensiunan Nasional Tbk
21	BVIC	Bank Victoria International Tbk
22	DNAR	PT Bank Dinar Indonesia Tbk.
23	INPC	Bank Artha Graha Internasional Tbk
24	MAYA	Bank Mayapada Internasional Tbk
25	MCOR	PT Bank China Construction Bank Indonesia Tbk
26	MEGA	Bank Mega Tbk
27	NAGA	PT Bank Mitraniaga Tbk.
28	NISP	Bank OCBC NISP Tbk
29	NOBU	PT Bank Nationalnobu Tbk.
30	PNBN	Bank Pan Indonesia Tbk
31	SDRA	PT Bank Woori Saudara Indonesia 1906 Tbk

Lampiran 2

Perhitungan PBV

TAHUN 2014						
No	Kode Perusahaan	MPS (Harga Pasar per Saham)	Jumlah Saham beredar	Ekuitas	Book Value per Share	PBV
1	AGRO	103	7,376,273,365	904,021,539,000	122.5580	0.8404
2	AGRS	143	4,193,163,711	472,677,000,000	112.7256	1.2686
3	BACA	96	6,333,441,949	974,193,000,000	153.8173	0.6241
4	BBCA	13,125	24,408,459,120	77,920,617,000,000	3,192.3612	4.1114
5	BBMD	1,600	4,049,189,100	2,130,820,959,344	526.2340	3.0405
6	BBNI	6,100	18,462,169,893	61,021,380,000,000	3,305.2117	1.8456
7	BBNP	2,310	670,065,543	1,138,101,488,000	1,698.4928	1.3600
8	BBRI	11,650	24,422,470,380	97,737,429,000,000	4,001.9469	2.9111
9	BBTN	1,205	10,461,796,000	12,206,406,000,000	1,166.7601	1.0328
10	BDMN	4,525	9,488,796,931	33,017,524,000,000	3,479.6323	1.3004
11	BINA	250	2,079,000,000	302,831,000,000	145.6619	1.7163
12	BJBR	730	9,599,328,254	7,083,607,000,000	737.9274	0.9893
13	BJTM	460	14,768,508,132	6,043,635,000,000	409.2245	1.1241
14	BMAS	338	3,812,490,000	646,125,960,000	169.4761	1.9944
15	BMRI	10,775	23,099,999,999	104,844,562,000,000	4,538.7256	2.3740
16	BNBA	158	2,286,900,000	602,139,607,690	263.2995	0.6001
17	BNGA	835	24,880,290,775	28,447,694,000,000	1,143.3827	0.7303
18	BNII	208	67,068,027,368	14,650,051,000,000	218.4357	0.9522
19	BSIM	339	13,894,890,224	3,160,482,000,000	227.4564	1.4904
20	BTPN	3,950	5,781,884,384	12,060,534,000,000	2,085.9175	1.8937
21	BVIC	120	7,073,811,453	1,759,828,875,000	248.7809	0.4824
22	DNAR	194	2,227,500,000	419,015,611,115	188.1103	1.0313
23	INPC	79	12,957,391,497	2,719,276,000,000	209.8629	0.3764
24	MAYA	1,880	3,443,535,018	2,852,233,795,000	828.2866	2.2697
25	MCOR	205	5,851,791,186	1,220,139,000,000	208.5069	0.9832
26	MEGA	2,000	6,894,138,227	6,956,675,000,000	1,009.0710	1.9820
27	NAGA	174	1,612,710,000	183,950,271,246	114.0628	1.5255
28	NISP	1,360	11,357,888,016	14,907,176,000,000	1,312.4954	1.0362
29	NOBU	760	4,268,216,700	1,169,424,000,000	273.9842	2.7739
30	PNBN	1,165	23,837,645,998	23,228,703,000,000	974.4546	1.1955
31	SDRA	1,150	2,293,873,000	3,904,265,000,000	1,702.0406	0.6757

TAHUN 2015						
No	Kode Perusahaan	MPS (Harga Pasar per Saham)	Jumlah Saham beredar	Ekuitas	Book value per share	PBV
1	AGRO	97	11,364,918,541	1,352,412,425,000	118.9989	0.8151
2	AGRS	85	5,190,383,698	567,097,000,000	109.2592	0.7780
3	BACA	205	6,340,488,411	1,053,416,000,000	166.1411	1.2339
4	BBCA	13,300	24,408,459,120	89,624,940,000,000	3,671.8803	3.6221
5	BBMD	1,560	4,049,189,100	2,263,834,427,402	559.0834	2.7903
6	BBNI	4,990	18,462,169,893	78,438,222,000,000	4,248.5917	1.1745
7	BBNP	1,860	670,065,543	1,195,492,670,000	1,784.1429	1.0425
8	BBRI	11,425	24,422,470,380	113,127,179,000,000	4,632.0940	2.4665
9	BBTN	1,295	10,476,445,000	13,860,107,000,000	1,322.9781	0.9789
10	BDMN	3,200	9,488,796,931	34,214,849,000,000	3,605.8153	0.8875
11	BINA	290	2,079,000,000	319,432,000,000	153.6469	1.8874
12	BJBR	755	9,599,328,254	7,757,218,000,000	808.1001	0.9343
13	BJTM	437	14,768,508,132	6,295,461,000,000	426.2760	1.0252
14	BMAS	400	3,812,490,000	848,006,715,000	222.4286	1.7983
15	BMRI	9,250	23,099,999,999	119,491,841,000,000	5,172.8070	1.7882
16	BNBA	190	2,286,900,000	1,233,868,290,690	539.5375	0.3522
17	BNGA	595	24,880,290,775	28,679,387,000,000	1,152.6950	0.5162
18	BNII	171	67,068,027,368	15,743,268,000,000	234.7358	0.7285
19	BSIM	394	14,007,435,804	3,669,611,000,000	261.9759	1.5040
20	BTPN	2,400	5,781,884,384	13,923,859,000,000	2,408.1870	0.9966
21	BVIC	105	7,073,811,753	2,113,690,246,000	298.8050	0.3514
22	DNAR	113	2,227,500,000	432,681,024,575	194.2451	0.5817
23	INPC	64	12,957,391,497	2,765,770,000,000	213.4511	0.2998
24	MAYA	1,950	4,261,374,585	4,587,072,652,000	1,076.4303	1.8115
25	MCOR	300	6,472,559,291	1,413,732,000,000	218.4193	1.3735
26	MEGA	3,275	6,894,138,227	11,517,195,000,000	1,670.5779	1.9604
27	NAGA	212	1,612,710,000	214,112,396,095	132.7656	1.5968
28	NISP	1,275	11,357,888,016	16,411,347,000,000	1,444.9295	0.8824
29	NOBU	452	4,268,216,700	1,189,658,000,000	278.7248	1.6217
30	PNBN	820	23,837,645,998	30,806,209,000,000	1,292.3344	0.6345
31	SDRA	1,100	5,021,633,094	4,135,931,000,000	823.6227	1.3356

TAHUN 2016						
No	Kode Perusahaan	MPS (Harga Pasar per Saham)	Jumlah Saham beredar	Ekuitas	Book value per share	PBV
1	AGRO	386	15,172,454,702	1,936,251,540,000	127.6162	3.0247
2	AGRS	91	5,203,614,878	572,506,000,000	110.0208	0.8271
3	BACA	206	6,967,535,752	1,315,040,000,000	188.7382	1.0915
4	BBCA	15,500	24,408,459,120	112,715,059,000,000	4,617.8687	3.3565
5	BBMD	1,500	4,049,189,100	2,681,773,809,235	662.2990	2.2648
6	BBNI	5,525	18,462,169,893	89,254,000,000,000	4,834.4263	1.1428
7	BBNP	1,910	670,065,543	1,197,509,790,000	1,787.1532	1.0687
8	BBRI	11,675	24,422,470,380	146,812,590,000,000	6,011.3734	1.9422
9	BBTN	1,740	10,484,100,000	19,130,536,000,000	1,824.7190	0.9536
10	BDMN	3,710	9,488,796,931	36,377,972,000,000	3,833.7813	0.9677
11	BINA	244	2,697,750,000	482,705,000,000	178.9287	1.3637
12	BJBR	3,390	9,599,328,254	9,674,228,000,000	1,007.8026	3.3638
13	BJTM	570	14,795,607,006	7,209,527,000,000	487.2748	1.1698
14	BMAS	420	4,399,026,922	1,111,612,136,000	252.6950	1.6621
15	BMRI	11,575	23,099,999,999	153,369,723,000,000	6,639.3819	1.7434
16	BNBA	200	2,286,900,000	1,296,667,409,954	566.9979	0.3527
17	BNGA	845	24,880,290,775	34,207,622,000,000	1,374.8884	0.6146
18	BNII	340	67,068,027,368	19,272,606,000,000	287.3591	1.1832
19	BSIM	870	15,053,073,256	4,475,322,000,000	297.3029	2.9263
20	BTPN	2,640	5,781,884,384	16,312,428,000,000	2,821.2996	0.9357
21	BVIC	107	7,811,747,289	2,626,270,697,000	336.1950	0.3183
22	DNAR	240	2,227,500,000	446,078,173,585	200.2596	1.1984
23	INPC	73	7,811,747,289	4,424,389,000,000	566.3764	0.1289
24	MAYA	3,150	4,870,142,382	7,053,472,185,000	1,448.3092	2.1749
25	MCOR	148	16,465,148,150	2,396,184,000,000	145.5307	1.0170
26	MEGA	2,550	6,894,138,227	12,265,681,000,000	1,779.1464	1.4333
27	NAGA	200	1,612,710,000	233,759,135,664	144.9480	1.3798
28	NISP	2,070	11,357,888,016	19,506,576,000,000	1,717.4475	1.2053
29	NOBU	760	4,393,533,177	1,331,757,000,000	303.1175	2.5073
30	PNBN	750	23,837,645,998	34,200,800,000,000	1,434.7390	0.5227
31	SDRA	1,150	5,021,633,094	4,411,890,000,000	878.5767	1.3089

Lampiran 3

Perhitungang PER

TAHUN 2014				
No	Kode Perusahaan	MPS (Harga Pasar per Saham)	EPS(laba per saham)	PER
1	AGRO	103	8.32	12.3798
2	AGRS	143	1.35	105.9259
3	BACA	96	11.65	8.2403
4	BBCA	13,125	669.00	19.6188
5	BBMD	1,600	58.00	27.5862
6	BBNI	6,100	578.00	10.5536
7	BBNP	2,310	143.00	16.1538
8	BBRI	11,650	982.67	11.8555
9	BBTN	1,205	106.00	11.3679
10	BDMN	4,525	271.69	16.6550
11	BINA	250	7.14	35.0140
12	BJBR	730	115.11	6.3418
13	BJTM	460	62.95	7.3074
14	BMAS	338	6.44	52.4845
15	BMRI	10,775	851.66	12.6518
16	BNBA	158	22.44	7.0410
17	BNGA	835	93.21	8.9583
18	BNII	208	11.00	18.9091
19	BSIM	339	11.80	28.7288
20	BTPN	3,950	317.00	12.4606
21	BVIC	120	15.26	7.8637
22	DNAR	194	1.55	125.1613
23	INPC	79	8.44	9.3602
24	MAYA	1,880	125.22	15.0136
25	MCOR	205	8.95	22.9050
26	MEGA	2,000	86.00	23.2558
27	NAGA	174	3.81	45.6693
28	NISP	1,360	116.12	11.7120
29	NOBU	760	3.70	205.4054
30	PNBN	1,165	97.80	11.9121
31	SDRA	1,150	47.69	24.1141

TAHUN 2015

No	Kode Perusahaan	MPS (Harga Pasar per Saham)	EPS(laba per saham)	PER
1	AGRO	97	8.50	11.4118
2	AGRS	85	0.90	94.4444
3	BACA	205	14.19	14.4468
4	BBCA	13,300	731.00	18.1943
5	BBMD	1,560	59.00	26.4407
6	BBNI	4,990	487.00	10.2464
7	BBNP	1,860	99.00	18.7879
8	BBRI	11,425	1,030.43	11.0876
9	BBTN	1,295	175.00	7.4000
10	BDMN	3,200	249.70	12.8154
11	BINA	290	8.04	36.0697
12	BJBR	755	142.02	5.3162
13	BJTM	437	52.29	8.3572
14	BMAS	400	10.44	38.3142
15	BMRI	9,250	871.50	10.6139
16	BNBA	190	24.65	7.7079
17	BNGA	595	17.02	34.9589
18	BNII	171	17.00	10.0588
19	BSIM	394	13.15	29.9620
20	BTPN	2,400	291.00	8.2474
21	BVIC	105	13.18	7.9666
22	DNAR	113	6.23	18.1380
23	INPC	64	5.45	11.7431
24	MAYA	1,950	162.79	11.9786
25	MCOR	300	10.86	27.6243
26	MEGA	3,275	151.00	21.6887
27	NAGA	212	6.81	31.1307
28	NISP	1,275	130.82	9.7462
29	NOBU	452	4.22	107.1090
30	PNBN	820	58.41	14.0387
31	SDRA	1,100	52.29	21.0365

TAHUN 2016				
No	Kode Perusahaan	MPS (Harga Pasar per Saham)	EPS(laba per saham)	PER
1	AGRO	386	8.89	43.4196
2	AGRS	91	0.64	142.1875
3	BACA	206	13.28	15.5120
4	BBCA	15,500	836.00	18.5407
5	BBMD	1,500	44.00	34.0909
6	BBNI	5,525	610.00	9.0574
7	BBNP	1,910	12.00	159.1667
8	BBRI	11,675	1,071.51	10.8958
9	BBTN	1,740	247.00	7.0445
10	BDMN	3,710	278.52	13.3204
11	BINA	244	7.66	31.8538
12	BJBR	3,390	119.06	28.4730
13	BJTM	570	68.88	8.2753
14	BMAS	420	17.07	24.6046
15	BMRI	11,575	591.71	19.5619
16	BNBA	200	34.10	5.8651
17	BNGA	845	82.83	10.2016
18	BNII	340	28.55	11.9089
19	BSIM	870	25.60	33.9844
20	BTPN	2,640	304.00	8.6842
21	BVIC	107	13.56	7.8909
22	DNAR	240	5.81	41.3081
23	INPC	73	5.47	13.3455
24	MAYA	3,150	176.82	17.8147
25	MCOR	148	2.24	66.0714
26	MEGA	2,550	166.00	15.3614
27	NAGA	200	7.45	26.8456
28	NISP	2,070	156.01	13.2684
29	NOBU	760	6.85	110.9489
30	PNBN	750	99.86	7.5105
31	SDRA	1,150	61.08	18.8278

Lampiran 4

Perhitungan Tobin's Q

TAHUN 2014							
No	Kode Perusahaan	MPS	Jumlah Saham beredar	MVS	Total Aset	Debt	Tobin's Q
1	AGRO	103	7,376,273,365	759,756,156,595	6,385,191,484,000	5,481,169,891,000	0.9774
2	AGRS	143	4,193,163,711	599,622,410,673	4,111,036,000,000	3,638,359,000,000	1.0309
3	BACA	96	6,333,441,949	608,010,427,104	9,251,776,000,000	8,277,583,000,000	0.9604
4	BBCA	13,125	24,408,459,120	320,361,025,950,000	552,423,892,000,000	472,550,777,000,000	1.4353
5	BBMD	1,600	4,049,189,100	6,478,702,560,000	8,672,083,709,182	6,541,262,749,838	1.5014
6	BBNI	6,100	18,462,169,893	112,619,236,347,300	416,573,708,000,000	341,148,654,000,000	1.0893
7	BBNP	2,310	670,065,543	1,547,851,404,330	9,468,873,488,000	8,330,772,000,000	1.0433
8	BBRI	11,650	24,422,470,380	284,521,779,927,000	801,955,021,000,000	704,217,592,000,000	1.2329
9	BBTN	1,205	10,461,796,000	12,606,464,180,000	144,575,961,000,000	132,369,555,000,000	1.0028
10	BDMN	4,525	9,488,796,931	42,936,806,112,775	195,708,593,000,000	162,691,069,000,000	1.0507
11	BINA	250	2,079,000,000	519,750,000,000	1,951,587,000,000	1,648,756,000,000	1.1112
12	BJBR	730	9,599,328,254	7,007,509,625,420	75,836,537,000,000	63,884,725,000,000	0.9348
13	BJTM	460	14,768,508,132	6,793,513,740,720	37,998,046,000,000	31,954,411,000,000	1.0197
14	BMAS	338	3,812,490,000	1,288,621,620,000	4,828,575,431,000	4,182,449,471,000	1.1331
15	BMRI	10,775	23,099,999,999	248,902,499,989,225	855,039,673,000,000	697,019,624,000,000	1.1063
16	BNBA	158	2,286,900,000	361,330,200,000	5,155,422,644,599	4,553,283,036,909	0.9533
17	BNGA	835	24,880,290,775	20,775,042,797,125	233,162,423,000,000	204,714,729,000,000	0.9671
18	BNII	208	67,068,027,368	13,950,149,692,544	143,318,466,000,000	128,668,415,000,000	0.9951
19	BSIM	339	13,894,890,224	4,710,367,785,936	21,259,549,000,000	18,099,067,000,000	1.0729

20	BTPN	3,950	5,781,884,384	22,838,443,316,800	75,014,737,000,000	60,749,900,000,000	1.1143
21	BVIC	120	7,073,811,453	848,857,374,360	21,364,882,284,000	18,434,623,095,000	0.9026
22	DNAR	194	2,227,500,000	432,135,000,000	1,641,450,609,400	1,222,434,998,285	1.0080
23	INPC	79	12,957,391,497	1,023,633,928,263	23,453,347,000,000	20,734,071,000,000	0.9277
24	MAYA	1,880	3,443,535,018	6,473,845,833,840	36,173,590,792,000	33,321,356,997,000	1.1001
25	MCOR	205	5,851,791,186	1,199,617,193,130	9,769,591,000,000	8,549,452,000,000	0.9979
26	MEGA	2,000	6,894,138,227	13,788,276,454,000	66,647,891,000,000	59,691,216,000,000	1.1025
27	NAGA	174	1,612,710,000	280,611,540,000	1,892,362,149,138	1,708,411,877,891	1.0511
28	NISP	1,360	11,357,888,016	15,446,727,701,760	103,123,179,000,000	88,216,003,000,000	1.0052
29	NOBU	760	4,268,216,700	3,243,844,692,000	5,767,590,000,000	4,598,166,000,000	1.3597
30	PNBN	1,165	23,837,645,998	27,770,857,587,670	172,581,667,000,000	149,352,964,000,000	1.0263
31	SDRA	1,150	2,293,873,000	2,637,953,950,000	16,432,776,000,000	12,528,511,000,000	0.9229

TAHUN 2015							
No	Kode Perusahaan	MPS	Jumlah Saham beredar	MVS	Total Aset	Debt	Tobin's Q
1	AGRO	97	11,364,918,541	1,102,397,098,477	8,364,502,563,000	7,012,090,138,000	0.9701
2	AGRS	85	5,190,383,698	441,182,614,330	4,217,368,000,000	3,650,271,000,000	0.9701
3	BACA	205	6,340,488,411	1,299,800,124,255	12,159,197,000,000	11,105,781,000,000	1.0203
4	BBCA	13,300	24,408,459,120	324,632,506,296,000	594,372,770,000,000	501,945,424,000,000	1.3907
5	BBMD	1,560	4,049,189,100	6,316,734,996,000	9,409,596,959,532	7,145,762,532,130	1.4307
6	BBNI	4,990	18,462,169,893	92,126,227,766,070	603,031,880,000,000	492,701,125,000,000	0.9698
7	BBNP	1,860	670,065,543	1,246,321,909,980	8,613,113,759,000	7,417,621,089,000	1.0059
8	BBRI	11,425	24,422,470,380	279,026,724,091,500	878,426,312,000,000	765,299,133,000,000	1.1889
9	BBTN	1,295	10,476,445,000	13,566,996,275,000	171,807,592,000,000	157,947,485,000,000	0.9983
10	BDMN	3,200	9,488,796,931	30,364,150,179,200	188,057,412,000,000	153,842,563,000,000	0.9795
11	BINA	290	2,079,000,000	602,910,000,000	2,081,523,000,000	1,762,091,000,000	1.1362
12	BJBR	755	9,599,328,254	7,247,492,831,770	88,697,430,000,000	76,068,471,000,000	0.9393
13	BJTM	437	14,768,508,132	6,453,838,053,684	42,803,631,000,000	36,508,170,000,000	1.0037
14	BMAS	400	3,812,490,000	1,524,996,000,000	5,343,936,388,000	4,495,929,673,000	1.1267
15	BMRI	9,250	23,099,999,999	213,674,999,990,750	910,063,409,000,000	736,198,705,000,000	1.0437
16	BNBA	190	2,286,900,000	434,511,000,000	6,567,266,817,941	5,333,398,527,251	0.8783
17	BNGA	595	24,880,290,775	14,803,773,011,125	238,849,252,000,000	210,169,865,000,000	0.9419
18	BNII	171	67,068,027,368	11,468,632,679,928	157,619,013,000,000	141,875,745,000,000	0.9729
19	BSIM	394	14,007,435,804	5,518,929,706,776	27,868,688,000,000	24,199,077,000,000	1.0664
20	BTPN	2,400	5,781,884,384	13,876,522,521,600	81,039,663,000,000	64,053,233,000,000	0.9616
21	BVIC	105	7,073,811,753	742,750,234,065	23,250,685,651,000	20,031,589,825,000	0.8935
22	DNAR	113	2,227,500,000	251,707,500,000	2,073,669,626,056	1,640,988,601,481	0.9127

23	INPC	64	12,957,391,497	829,273,055,808	25,119,249,000,000	22,353,479,000,000	0.9229
24	MAYA	1,950	4,261,374,585	8,309,680,440,750	47,305,953,535,000	42,718,880,883,000	1.0787
25	MCOR	300	6,472,559,291	1,941,767,787,300	10,089,121,000,000	8,675,389,000,000	1.0523
26	MEGA	3,275	6,894,138,227	22,578,302,693,425	68,225,170,000,000	56,707,975,000,000	1.1621
27	NAGA	212	1,612,710,000	341,894,520,000	2,038,205,238,810	1,824,092,842,715	1.0627
28	NISP	1,275	11,357,888,016	14,481,307,220,400	120,480,402,000,000	104,069,055,000,000	0.9840
29	NOBU	452	4,268,216,700	1,929,233,948,400	6,703,377,000,000	5,513,719,000,000	1.1103
30	PNBN	820	23,837,645,998	19,546,869,718,360	183,120,540,000,000	152,314,331,000,000	0.9385
31	SDRA	1,100	5,021,633,094	5,523,796,403,400	20,019,523,000,000	15,883,592,000,000	1.0693

TAHUN 2016							
No	Kode Perusahaan	MPS	Jumlah Saham beredar	MVS	Total Aset	Debt	Tobin's Q
1	AGRO	386	15,172,454,702	5,856,567,514,972	11,377,960,721,000	9,441,709,181,000	1.3446
2	AGRS	91	5,203,614,878	473,528,953,898	4,059,950,000,000	3,487,444,000,000	0.9756
3	BACA	206	6,967,535,752	1,435,312,364,912	12,207,414,000,000	12,892,374,000,000	1.1737
4	BBCA	15,500	24,408,459,120	378,331,116,360,000	676,738,753,000,000	560,556,687,000,000	1.3874
5	BBMD	1,500	4,049,189,100	6,073,783,650,000	10,587,950,826,941	7,906,177,017,706	1.3204
6	BBNI	5,525	18,462,169,893	102,003,488,658,825	508,595,288,000,000	412,727,677,000,000	1.0121
7	BBNP	1,910	670,065,543	1,279,825,187,130	7,705,782,413,000	6,508,272,623,000	1.0107
8	BBRI	11,675	24,422,470,380	285,132,341,686,500	1,003,644,426,000,000	856,831,836,000,000	1.1378
9	BBTN	1,740	10,484,100,000	18,242,334,000,000	214,168,479,000,000	195,037,943,000,000	0.9959
10	BDMN	3,710	9,488,796,931	35,203,436,614,010	174,086,730,000,000	137,708,758,000,000	0.9933
11	BINA	244	2,697,750,000	658,251,000,000	2,359,089,000,000	1,876,384,000,000	1.0744
12	BJBR	3,390	9,599,328,254	32,541,722,781,060	102,318,457,000,000	87,019,826,000,000	1.1685
13	BJTM	570	14,795,607,006	8,433,495,993,420	43,032,950,000,000	35,823,378,000,000	1.0284
14	BMAS	420	4,399,026,922	1,847,591,307,240	5,481,518,940,000	4,369,906,804,000	1.1343
15	BMRI	11,575	23,099,999,999	267,382,499,988,425	1,038,706,009,000,000	824,559,898,000,000	1.0513
16	BNBA	200	2,286,900,000	457,380,000,000	7,121,173,332,944	5,824,505,922,990	0.8821
17	BNGA	845	24,880,290,775	21,023,845,704,875	241,571,728,000,000	207,364,106,000,000	0.9454
18	BNII	340	67,068,027,368	22,803,129,305,120	166,678,902,000,000	147,406,296,000,000	1.0212
19	BSIM	870	15,053,073,256	13,096,173,732,720	31,192,626,000,000	25,717,304,000,000	1.2443
20	BTPN	2,640	5,781,884,384	15,264,174,773,760	91,371,387,000,000	70,651,925,000,000	0.9403
21	BVIC	107	7,811,747,289	835,856,959,923	25,999,981,283,000	22,174,911,584,000	0.8850
22	DNAR	240	2,227,500,000	534,600,000,000	2,311,229,050,401	1,865,150,876,816	1.0383

23	INPC	73	7,811,747,289	570,257,552,097	26,219,938,000,000	21,795,549,000,000	0.8530
24	MAYA	3,150	4,870,142,382	15,340,948,503,300	60,839,102,211,000	53,785,630,026,000	1.1362
25	MCOR	148	16,465,148,150	2,436,841,926,200	12,257,391,000,000	9,861,207,000,000	1.0033
26	MEGA	2,550	6,894,138,227	17,580,052,478,850	70,531,682,000,000	58,266,001,000,000	1.0753
27	NAGA	200	1,612,710,000	322,542,000,000	2,242,642,135,787	2,098,882,800,125	1.0797
28	NISP	2,070	11,357,888,016	23,510,828,193,120	138,196,341,000,000	118,689,765,000,000	1.0290
29	NOBU	760	4,393,533,177	3,339,085,214,520	8,992,244,000,000	7,660,487,000,000	1.2232
30	PNBN	750	23,837,645,998	17,878,234,498,500	199,175,053,000,000	164,974,253,000,000	0.9180
31	SDRA	1,150	5,021,633,094	5,774,878,058,100	22,630,634,000,000	18,218,744,000,000	1.0602

Lampiran 5**Perhitungan TATO**

TAHUN 2014				
No	Kode Perusahaan	Sales	Total Asset	TATO
1	AGRO	642,602,234,000	6,385,191,484,000	0.1006
2	AGRS	334,165,000,000	4,111,036,000,000	0.0813
3	BACA	822,680,000,000	9,251,776,000,000	0.0889
4	BBCA	92,347,825,000,000	552,423,892,000,000	0.1672
5	BBMD	926,429,431,823	8,672,083,709,182	0.1068
6	BBNI	44,258,317,000,000	416,573,708,000,000	0.1062
7	BBNP	1,211,742,715,000	9,468,873,488,000	0.1280
8	BBRI	86,918,549,000,000	801,955,021,000,000	0.1084
9	BBTN	13,704,108,000,000	144,575,961,000,000	0.0948
10	BDMN	27,373,030,000,000	195,708,593,000,000	0.1399
11	BINA	188,093,000,000	1,951,587,000,000	0.0964
12	BJBR	9,395,708,000,000	75,836,537,000,000	0.1239
13	BJTM	4,456,820,000,000	37,998,046,000,000	0.1173
14	BMAS	444,857,689,000	4,828,575,431,000	0.0921
15	BMRI	77,355,666,000,000	855,039,673,000,000	0.0905
16	BNBA	552,308,154,912	5,155,422,644,599	0.1071
17	BNGA	23,184,697,000,000	233,162,423,000,000	0.0994
18	BNII	15,323,380,000,000	143,318,466,000,000	0.1069
19	BSIM	3,033,237,000,000	21,259,549,000,000	0.1427
20	BTPN	13,032,675,000,000	75,014,737,000,000	0.1737
21	BVIC	2,181,301,176,000	21,364,882,284,000	0.1021
22	DNAR	127,732,477,893	1,641,450,609,400	0.0778
23	INPC	2,341,691,000,000	23,453,347,000,000	0.0998
24	MAYA	3,663,411,488,000	36,173,590,792,000	0.1013
25	MCOR	927,643,000,000	9,769,591,000,000	0.0950
26	MEGA	7,427,627,000,000	66,647,891,000,000	0.1114
27	NAGA	174,505,312,379	1,892,362,149,138	0.0922
28	NISP	8,650,818,000,000	103,123,179,000,000	0.0839
29	NOBU	397,895,000,000	5,767,590,000,000	0.0690
30	PNBN	17,489,220,000,000	172,581,667,000,000	0.1013
31	SDRA	429,681,000,000	16,432,776,000,000	0.0261

TAHUN 2015				
No	Kode Perusahaan	Sales	Total Asset	TATO
1	AGRO	857,042,381,000	8,364,502,563,000	0.1025
2	AGRS	415,118,000,000	4,217,368,000,000	0.0984
3	BACA	1,164,426,000,000	12,159,197,000,000	0.0958
4	BBCA	103,317,819,000,000	594,372,770,000,000	0.1738
5	BBMD	1,040,673,512,272	9,409,596,959,532	0.1106
6	BBNI	53,804,695,000,000	603,031,880,000,000	0.0892
7	BBNP	1,052,474,965,000	8,613,113,759,000	0.1222
8	BBRI	99,824,189,000,000	878,426,312,000,000	0.1136
9	BBTN	16,081,016,000,000	171,807,592,000,000	0.0936
10	BDMN	26,602,930,000,000	188,057,412,000,000	0.1415
11	BINA	228,930,000,000	2,081,523,000,000	0.1100
12	BJBR	10,650,240,000,000	88,697,430,000,000	0.1201
13	BJTM	5,042,813,000,000	42,803,631,000,000	0.1178
14	BMAS	532,244,649,000	5,343,936,388,000	0.0996
15	BMRI	89,979,263,000,000	910,063,409,000,000	0.0989
16	BNBA	687,117,366,499	6,567,266,817,941	0.1046
17	BNGA	24,004,908,000,000	238,849,252,000,000	0.1005
18	BNII	16,606,720,000,000	157,619,013,000,000	0.1054
19	BSIM	4,157,096,000,000	27,868,688,000,000	0.1492
20	BTPN	13,709,711,000,000	81,039,663,000,000	0.1692
21	BVIC	2,218,294,312,000	23,250,685,651,000	0.0954
22	DNAR	190,030,290,546	2,073,669,626,056	0.0916
23	INPC	2,524,010,000,000	25,119,249,000,000	0.1005
24	MAYA	5,051,460,438,000	47,305,953,535,000	0.1068
25	MCOR	1,029,083,000,000	10,089,121,000,000	0.1020
26	MEGA	8,452,982,000,000	68,225,170,000,000	0.1239
27	NAGA	237,391,527,758	2,038,205,238,810	0.1165
28	NISP	10,076,042,000,000	120,480,402,000,000	0.0836
29	NOBU	508,538,000,000	6,703,377,000,000	0.0759
30	PNBN	17,964,934,000,000	183,120,540,000,000	0.0981
31	SDRA	1,752,657,000,000	20,019,523,000,000	0.0875

TAHUN 2016				
No	Kode Perusahaan	Sales	Total Asset	TATO
1	AGRO	1,048,538,016,000.00	11,377,960,721,000.00	0.0922
2	AGRS	381,989,000,000.00	4,059,950,000,000.00	0.0941
3	BACA	1,328,710,000,000.00	12,207,414,000,000.00	0.1088
4	BBCA	113,609,787,000,000.00	676,738,753,000,000.00	0.1679
5	BBMD	1,111,973,617,486.00	10,587,950,826,941.00	0.1050
6	BBNI	45,821,528,000,000.00	508,595,288,000,000.00	0.0901
7	BBNP	947,724,227,000.00	7,705,782,413,000.00	0.1230
8	BBRI	112,010,329,000,000.00	1,003,644,426,000,000.00	0.1116
9	BBTN	18,399,493,000,000.00	214,168,479,000,000.00	0.0859
10	BDMN	24,813,801,000,000.00	174,086,730,000,000.00	0.1425
11	BINA	247,888,000,000.00	2,359,089,000,000.00	0.1051
12	BJBR	11,436,072,000,000.00	102,318,457,000,000.00	0.1118
13	BJTM	5,254,675,000,000.00	43,032,950,000,000.00	0.1221
14	BMAS	565,196,399,000.00	5,481,518,940,000.00	0.1031
15	BMRI	95,996,313,000,000.00	1,038,706,009,000,000.00	0.0924
16	BNBA	743,010,506,986.00	7,121,173,332,944.00	0.1043
17	BNGA	23,806,223,000,000.00	241,571,728,000,000.00	0.0985
18	BNII	15,675,759,000,000.00	166,678,902,000,000.00	0.0940
19	BSIM	5,306,563,000,000.00	31,192,626,000,000.00	0.1701
20	BTPN	14,305,168,000,000.00	91,371,387,000,000.00	0.1566
21	BVIC	2,481,915,484,000.00	25,999,981,283,000.00	0.0955
22	DNAR	197,934,413,217.00	2,311,229,050,401.00	0.0856
23	INPC	2,389,136,000,000.00	26,219,938,000,000.00	0.0911
24	MAYA	6,075,328,390,000.00	60,839,102,211,000.00	0.0999
25	MCOR	1,099,422,000,000.00	12,257,391,000,000.00	0.0897
26	MEGA	7,960,580,000,000.00	70,531,682,000,000.00	0.1129
27	NAGA	234,586,695,886.00	2,242,642,135,787.00	0.1046
28	NISP	11,628,488,000,000.00	138,196,341,000,000.00	0.0841
29	NOBU	578,125,000,000.00	8,992,244,000,000.00	0.0643
30	PBNB	18,841,307,000,000.00	199,175,053,000,000.00	0.0946
31	SDRA	2,013,333,000,000.00	22,630,634,000,000.00	0.0890

Lampiran 6

Perhitungan NPM

TAHUN 2014				
No	Kode Perusahaan	Profit	Sales	NPM
1	AGRO	62,001,106,000	642,602,234,000	0.0965
2	AGRS	4,591,000,000	334,165,000,000	0.0137
3	BACA	74,530,000,000	822,680,000,000	0.0906
4	BBCA	16,511,670,000,000	92,347,825,000,000	0.1788
5	BBMD	237,030,570,000	926,429,431,823	0.2559
6	BBNI	10,829,379,000,000	44,258,317,000,000	0.2447
7	BBNP	96,532,495,000	1,211,742,715,000	0.0797
8	BBRI	24,253,845,000,000	86,918,549,000,000	0.2790
9	BBTN	1,115,592,000,000	13,704,108,000,000	0.0814
10	BDMN	2,682,662,000,000	27,373,030,000,000	0.0980
11	BINA	15,342,000,000	188,093,000,000	0.0816
12	BJBR	1,120,035,000,000	9,395,708,000,000	0.1192
13	BJTM	939,084,000,000	4,456,820,000,000	0.2107
14	BMAS	24,790,989,000	444,857,689,000	0.0557
15	BMRI	20,654,783,000,000	77,355,666,000,000	0.2670
16	BNBA	51,827,836,329	552,308,154,912	0.0938
17	BNGA	2,343,840,000,000	23,184,697,000,000	0.1011
18	BNII	712,328,000,000	15,323,380,000,000	0.0465
19	BSIM	154,932,000,000	3,033,237,000,000	0.0511
20	BTPN	1,869,031,000,000	13,032,675,000,000	0.1434
21	BVIC	105,699,344,000	2,181,301,176,000	0.0485
22	DNAR	3,107,987,769	127,732,477,893	0.0243
23	INPC	110,585,000,000	2,341,691,000,000	0.0472
24	MAYA	435,561,942,000	3,663,411,488,000	0.1189
25	MCOR	52,876,000,000	927,643,000,000	0.0570
26	MEGA	599,238,000,000	7,427,627,000,000	0.0807
27	NAGA	6,207,647,642	174,505,312,379	0.0356
28	NISP	1,332,182,000,000	8,650,818,000,000	0.1540
29	NOBU	15,562,000,000	397,895,000,000	0.0391
30	PBNB	2,582,627,000,000	17,489,220,000,000	0.1477
31	SDRA	138,073,000,000	429,681,000,000	0.3213

TAHUN 2015				
No	Kode Perusahaan	Profit	Sales	NPM
1	AGRO	80,491,880,000	857,042,381,000	0.0939
2	AGRS	3,905,000,000	415,118,000,000	0.0094
3	BACA	90,823,000,000	1,164,426,000,000	0.0780
4	BBCA	18,035,768,000,000	103,317,819,000,000	0.1746
5	BBMD	240,771,963,945	1,040,673,512,272	0.2314
6	BBNI	11,410,196,000,000	53,804,695,000,000	0.2121
7	BBNP	66,866,856,000	1,052,474,965,000	0.0635
8	BBRI	25,410,788,000,000	99,824,189,000,000	0.2546
9	BBTN	1,850,907,000,000	16,081,016,000,000	0.1151
10	BDMN	2,469,157,000,000	26,602,930,000,000	0.0928
11	BINA	16,877,000,000	228,930,000,000	0.0737
12	BJBR	1,380,964,000,000	10,650,240,000,000	0.1297
13	BJTM	884,503,000,000	5,042,813,000,000	0.1754
14	BMAS	40,189,822,000	532,244,649,000	0.0755
15	BMRI	21,152,398,000,000	89,979,263,000,000	0.2351
16	BNBA	56,950,417,920	687,117,366,499	0.0829
17	BNGA	427,885,000,000	24,004,908,000,000	0.0178
18	BNII	1,143,562,000,000	16,606,720,000,000	0.0689
19	BSIM	185,153,000,000	4,157,096,000,000	0.0445
20	BTPN	1,752,609,000,000	13,709,711,000,000	0.1278
21	BVIC	94,073,216,000	2,218,294,312,000	0.0424
22	DNAR	14,019,135,373	190,030,290,546	0.0738
23	INPC	71,294,000,000	2,524,010,000,000	0.0282
24	MAYA	652,324,636,000	5,051,460,438,000	0.1291
25	MCOR	67,378,000,000	1,029,083,000,000	0.0655
26	MEGA	1,052,771,000,000	8,452,982,000,000	0.1245
27	NAGA	11,099,275,250	237,391,527,758	0.0468
28	NISP	1,500,835,000,000	10,076,042,000,000	0.1490
29	NOBU	18,206,000,000	508,538,000,000	0.0358
30	PNBN	1,567,845,000,000	17,964,934,000,000	0.0873
31	SDRA	26,523,000,000	1,752,657,000,000	0.0151

TAHUN 2016				
No	Kode Perusahaan	Profit	Sales	NPM
1	AGRO	103,003,152,000.00	1,048,538,016,000.00	0.0982
2	AGRS	3,389,000,000.00	381,989,000,000.00	0.0089
3	BACA	93,457,000,000.00	1,328,710,000,000.00	0.0703
4	BBCA	20,632,281,000,000.00	113,609,787,000,000.00	0.1816
5	BBMD	179,261,192,508.00	1,111,973,617,486.00	0.1612
6	BBNI	9,140,532,000,000.00	45,821,528,000,000.00	0.1995
7	BBNP	8,108,625,000.00	947,724,227,000.00	0.0086
8	BBRI	26,227,991,000,000.00	112,010,329,000,000.00	0.2342
9	BBTN	2,618,905,000,000.00	18,399,493,000,000.00	0.1423
10	BDMN	2,792,722,000,000.00	24,813,801,000,000.00	0.1125
11	BINA	18,236,000,000.00	247,888,000,000.00	0.0736
12	BJBR	1,153,225,000,000.00	11,436,072,000,000.00	0.1008
13	BJTM	1,028,216,000,000.00	5,254,675,000,000.00	0.1957
14	BMAS	68,157,510,000.00	565,196,399,000.00	0.1206
15	BMRI	14,650,163,000,000.00	95,996,313,000,000.00	0.1526
16	BNBA	78,759,737,169.00	743,010,506,986.00	0.1060
17	BNGA	2,081,717,000,000.00	23,806,223,000,000.00	0.0874
18	BNII	1,967,276,000,000.00	15,675,759,000,000.00	0.1255
19	BSIM	370,651,000,000.00	5,306,563,000,000.00	0.0698
20	BTPN	1,875,846,000,000.00	14,305,168,000,000.00	0.1311
21	BVIC	100,360,474,000.00	2,481,915,484,000.00	0.0404
22	DNAR	13,082,449,458.00	197,934,413,217.00	0.0661
23	INPC	72,843,000,000.00	2,389,136,000,000.00	0.0305
24	MAYA	820,190,823,000.00	6,075,328,390,000.00	0.1350
25	MCOR	22,178,000,000.00	1,099,422,000,000.00	0.0202
26	MEGA	1,158,000,000,000.00	7,960,580,000,000.00	0.1455
27	NAGA	12,141,230,411.00	234,586,695,886.00	0.0518
28	NISP	1,789,900,000,000.00	11,628,488,000,000.00	0.1539
29	NOBU	30,312,000,000.00	578,125,000,000.00	0.0524
30	PNBN	2,518,048,000,000.00	18,841,307,000,000.00	0.1336
31	SDRA	309,816,000,000.00	2,013,333,000,000.00	0.1539

Lampiran 7**Perhitungan FLM**

TAHUN 2014				
No	Kode Perusahaan	Total Aset	Total Ekuitas	FLM
1	AGRO	6,385,191,484,000	904,021,539,000	7.0631
2	AGRS	4,111,036,000,000	472,677,000,000	8.6973
3	BACA	9,251,776,000,000	974,193,000,000	9.4969
4	BBCA	552,423,892,000,000	77,920,617,000,000	7.0896
5	BBMD	8,672,083,709,182	2,130,820,959,344	4.0698
6	BBNI	416,573,708,000,000	61,021,380,000,000	6.8267
7	BBNP	9,468,873,488,000	1,138,101,488,000	8.3199
8	BBRI	801,955,021,000,000	97,737,429,000,000	8.2052
9	BBTN	144,575,961,000,000	12,206,406,000,000	11.8443
10	BDMN	195,708,593,000,000	33,017,524,000,000	5.9274
11	BINA	1,951,587,000,000	302,831,000,000	6.4445
12	BJBR	75,836,537,000,000	7,083,607,000,000	10.7059
13	BJTM	37,998,046,000,000	6,043,635,000,000	6.2873
14	BMAS	4,828,575,431,000	646,125,960,000	7.4731
15	BMRI	855,039,673,000,000	104,844,562,000,000	8.1553
16	BNBA	5,155,422,644,599	602,139,607,690	8.5618
17	BNGA	233,162,423,000,000	28,447,694,000,000	8.1962
18	BNII	143,318,466,000,000	14,650,051,000,000	9.7828
19	BSIM	21,259,549,000,000	3,160,482,000,000	6.7267
20	BTPN	75,014,737,000,000	12,060,534,000,000	6.2199
21	BVIC	21,364,882,284,000	1,759,828,875,000	12.1403
22	DNAR	1,641,450,609,400	419,015,611,115	3.9174
23	INPC	23,453,347,000,000	2,719,276,000,000	8.6248
24	MAYA	36,173,590,792,000	2,852,233,795,000	12.6825
25	MCOR	9,769,591,000,000	1,220,139,000,000	8.0069
26	MEGA	66,647,891,000,000	6,956,675,000,000	9.5804
27	NAGA	1,892,362,149,138	183,950,271,246	10.2874
28	NISP	103,123,179,000,000	14,907,176,000,000	6.9177
29	NOBU	5,767,590,000,000	1,169,424,000,000	4.9320
30	PNBN	172,581,667,000,000	23,228,703,000,000	7.4297
31	SDRA	16,432,776,000,000	3,904,265,000,000	4.2089

TAHUN 2015				
No	Kode Perusahaan	Total Aset	Total Ekuitas	FLM
1	AGRO	8,364,502,563,000	1,352,412,425,000	6.1849
2	AGRS	4,217,368,000,000	567,097,000,000	7.4368
3	BACA	12,159,197,000,000	1,053,416,000,000	11.5426
4	BBCA	594,372,770,000,000	89,624,940,000,000	6.6318
5	BBMD	9,409,596,959,532	2,263,834,427,402	4.1565
6	BBNI	603,031,880,000,000	78,438,222,000,000	7.6880
7	BBNP	8,613,113,759,000	1,195,492,670,000	7.2047
8	BBRI	878,426,312,000,000	113,127,179,000,000	7.7649
9	BBTN	171,807,592,000,000	13,860,107,000,000	12.3958
10	BDMN	188,057,412,000,000	34,214,849,000,000	5.4964
11	BINA	2,081,523,000,000	319,432,000,000	6.5163
12	BJBR	88,697,430,000,000	7,757,218,000,000	11.4342
13	BJTM	42,803,631,000,000	6,295,461,000,000	6.7991
14	BMAS	5,343,936,388,000	848,006,715,000	6.3018
15	BMRI	910,063,409,000,000	119,491,841,000,000	7.6161
16	BNBA	6,567,266,817,941	1,233,868,290,690	5.3225
17	BNGA	238,849,252,000,000	28,679,387,000,000	8.3283
18	BNII	157,619,013,000,000	15,743,268,000,000	10.0118
19	BSIM	27,868,688,000,000	3,669,611,000,000	7.5945
20	BTPN	81,039,663,000,000	13,923,859,000,000	5.8202
21	BVIC	23,250,685,651,000	2,113,690,246,000	11.0000
22	DNAR	2,073,669,626,056	432,681,024,575	4.7926
23	INPC	25,119,249,000,000	2,765,770,000,000	9.0822
24	MAYA	47,305,953,535,000	4,587,072,652,000	10.3129
25	MCOR	10,089,121,000,000	1,413,732,000,000	7.1365
26	MEGA	68,225,170,000,000	11,517,195,000,000	5.9238
27	NAGA	2,038,205,238,810	214,112,396,095	9.5193
28	NISP	120,480,402,000,000	16,411,347,000,000	7.3413
29	NOBU	6,703,377,000,000	1,189,658,000,000	5.6347
30	PNBN	183,120,540,000,000	30,806,209,000,000	5.9443
31	SDRA	20,019,523,000,000	4,135,931,000,000	4.8404

TAHUN 2016				
No	Kode Perusahaan	Total Aset	Total Ekuitas	FLM
1	AGRO	11,377,960,721,000	1,936,251,540,000	5.8763
2	AGRS	4,059,950,000,000	567,097,000,000	7.1592
3	BACA	12,207,414,000,000	1,053,416,000,000	11.5884
4	BBCA	676,738,753,000,000	89,624,940,000,000	7.5508
5	BBMD	10,587,950,826,941	2,263,834,427,402	4.6770
6	BBNI	508,595,288,000,000	78,438,222,000,000	6.4840
7	BBNP	7,705,782,413,000	1,195,492,670,000	6.4457
8	BBRI	1,003,644,426,000,000	113,127,179,000,000	8.8718
9	BBTN	214,168,479,000,000	13,860,107,000,000	15.4522
10	BDMN	174,086,730,000,000	34,214,849,000,000	5.0880
11	BINA	2,359,089,000,000	319,432,000,000	7.3853
12	BJBR	102,318,457,000,000	7,757,218,000,000	13.1901
13	BJTM	43,032,950,000,000	6,295,461,000,000	6.8356
14	BMAS	5,481,518,940,000	848,006,715,000	6.4640
15	BMRI	1,038,706,009,000,000	119,491,841,000,000	8.6927
16	BNBA	7,121,173,332,944	1,233,868,290,690	5.7714
17	BNGA	241,571,728,000,000	28,679,387,000,000	8.4232
18	BNII	166,678,902,000,000	15,743,268,000,000	10.5873
19	BSIM	31,192,626,000,000	3,669,611,000,000	8.5003
20	BTPN	91,371,387,000,000	13,923,859,000,000	6.5622
21	BVIC	25,999,981,283,000	2,113,690,246,000	12.3008
22	DNAR	2,311,229,050,401	432,681,024,575	5.3416
23	INPC	26,219,938,000,000	2,765,770,000,000	9.4802
24	MAYA	60,839,102,211,000	4,587,072,652,000	13.2632
25	MCOR	12,257,391,000,000	1,413,732,000,000	8.6702
26	MEGA	70,531,682,000,000	11,517,195,000,000	6.1240
27	NAGA	2,242,642,135,787	214,112,396,095	10.4741
28	NISP	138,196,341,000,000	16,411,347,000,000	8.4208
29	NOBU	8,992,244,000,000	1,189,658,000,000	7.5587
30	PNBN	199,175,053,000,000	30,806,209,000,000	6.4654
31	SDRA	22,630,634,000,000	4,135,931,000,000	5.4717

Lampiran 8

Perhitungan ROA

TAHUN 2014				
No	Kode Perusahaan	NPM	TATO	ROA
1	AGRO	0.0965	0.1006	0.0097
2	AGRS	0.0137	0.0813	0.0011
3	BACA	0.0906	0.0889	0.0081
4	BBCA	0.1788	0.1672	0.0299
5	BBMD	0.2559	0.1068	0.0273
6	BBNI	0.2447	0.1062	0.0260
7	BBNP	0.0797	0.1280	0.0102
8	BBRI	0.2790	0.1084	0.0302
9	BBTN	0.0814	0.0948	0.0077
10	BDMN	0.0980	0.1399	0.0137
11	BINA	0.0816	0.0964	0.0079
12	BJBR	0.1192	0.1239	0.0148
13	BJTM	0.2107	0.1173	0.0247
14	BMAS	0.0557	0.0921	0.0051
15	BMRI	0.2670	0.0905	0.0242
16	BNBA	0.0938	0.1071	0.0101
17	BNGA	0.1011	0.0994	0.0101
18	BNII	0.0465	0.1069	0.0050
19	BSIM	0.0511	0.1427	0.0073
20	BTPN	0.1434	0.1737	0.0249
21	BVIC	0.0485	0.1021	0.0049
22	DNAR	0.0243	0.0778	0.0019
23	INPC	0.0472	0.0998	0.0047
24	MAYA	0.1189	0.1013	0.0120
25	MCOR	0.0570	0.0950	0.0054
26	MEGA	0.0807	0.1114	0.0090
27	NAGA	0.0356	0.0922	0.0033
28	NISP	0.1540	0.0839	0.0129
29	NOBU	0.0391	0.0690	0.0027
30	PNBN	0.1477	0.1013	0.0150
31	SDRA	0.3213	0.0261	0.0084

TAHUN 2015				
No	Kode Perusahaan	NPM	TATO	ROA
1	AGRO	0.0939	0.1025	0.0096
2	AGRS	0.0094	0.0984	0.0009
3	BACA	0.0780	0.0958	0.0075
4	BBCA	0.1746	0.1738	0.0303
5	BBMD	0.2314	0.1106	0.0256
6	BBNI	0.2121	0.0892	0.0189
7	BBNP	0.0635	0.1222	0.0078
8	BBRI	0.2546	0.1136	0.0289
9	BBTN	0.1151	0.0936	0.0108
10	BDMN	0.0928	0.1415	0.0131
11	BINA	0.0737	0.1100	0.0081
12	BJBR	0.1297	0.1201	0.0156
13	BJTM	0.1754	0.1178	0.0207
14	BMAS	0.0755	0.0996	0.0075
15	BMRI	0.2351	0.0989	0.0232
16	BNBA	0.0829	0.1046	0.0087
17	BNGA	0.0178	0.1005	0.0018
18	BNII	0.0689	0.1054	0.0073
19	BSIM	0.0445	0.1492	0.0066
20	BTPN	0.1278	0.1692	0.0216
21	BVIC	0.0424	0.0954	0.0040
22	DNAR	0.0738	0.0916	0.0068
23	INPC	0.0282	0.1005	0.0028
24	MAYA	0.1291	0.1068	0.0138
25	MCOR	0.0655	0.1020	0.0067
26	MEGA	0.1245	0.1239	0.0154
27	NAGA	0.0468	0.1165	0.0054
28	NISP	0.1490	0.0836	0.0125
29	NOBU	0.0358	0.0759	0.0027
30	PNBN	0.0873	0.0981	0.0086
31	SDRA	0.0151	0.0875	0.0013

TAHUN 2016				
No	Kode Perusahaan	NPM	TATO	ROA
1	AGRO	0.0982	0.0922	0.0091
2	AGRS	0.0089	0.0941	0.0008
3	BACA	0.0703	0.1088	0.0077
4	BBCA	0.1816	0.1679	0.0305
5	BBMD	0.1612	0.1050	0.0169
6	BBNI	0.1995	0.0901	0.0180
7	BBNP	0.0086	0.1230	0.0011
8	BBRI	0.2342	0.1116	0.0261
9	BBTN	0.1423	0.0859	0.0122
10	BDMN	0.1125	0.1425	0.0160
11	BINA	0.0736	0.1051	0.0077
12	BJBR	0.1008	0.1118	0.0113
13	BJTM	0.1957	0.1221	0.0239
14	BMAS	0.1206	0.1031	0.0124
15	BMRI	0.1526	0.0924	0.0141
16	BNBA	0.1060	0.1043	0.0111
17	BNGA	0.0874	0.0985	0.0086
18	BNII	0.1255	0.0940	0.0118
19	BSIM	0.0698	0.1701	0.0119
20	BTPN	0.1311	0.1566	0.0205
21	BVIC	0.0404	0.0955	0.0039
22	DNAR	0.0661	0.0856	0.0057
23	INPC	0.0305	0.0911	0.0028
24	MAYA	0.1350	0.0999	0.0135
25	MCOR	0.0202	0.0897	0.0018
26	MEGA	0.1455	0.1129	0.0164
27	NAGA	0.0518	0.1046	0.0054
28	NISP	0.1539	0.0841	0.0130
29	NOBU	0.0524	0.0643	0.0034
30	PNBN	0.1336	0.0946	0.0126
31	SDRA	0.1539	0.0890	0.0137

Lampiran 9

Perhitungan ROE

TAHUN 2014				
No	Kode Perusahaan	ROA	FLM	ROE
1	AGRO	0.0097	7.0631	0.0686
2	AGRS	0.0011	8.6973	0.0097
3	BACA	0.0081	9.4969	0.0765
4	BBCA	0.0299	7.0896	0.2119
5	BBMD	0.0273	4.0698	0.1112
6	BBNI	0.0260	6.8267	0.1775
7	BBNP	0.0102	8.3199	0.0848
8	BBRI	0.0302	8.2052	0.2482
9	BBTN	0.0077	11.8443	0.0914
10	BDMN	0.0137	5.9274	0.0812
11	BINA	0.0079	6.4445	0.0507
12	BJBR	0.0148	10.7059	0.1581
13	BJTM	0.0247	6.2873	0.1554
14	BMAS	0.0051	7.4731	0.0384
15	BMRI	0.0242	8.1553	0.1970
16	BNBA	0.0101	8.5618	0.0861
17	BNGA	0.0101	8.1962	0.0824
18	BNII	0.0050	9.7828	0.0486
19	BSIM	0.0073	6.7267	0.0490
20	BTPN	0.0249	6.2199	0.1550
21	BVIC	0.0049	12.1403	0.0601
22	DNAR	0.0019	3.9174	0.0074
23	INPC	0.0047	8.6248	0.0407
24	MAYA	0.0120	12.6825	0.1527
25	MCOR	0.0054	8.0069	0.0433
26	MEGA	0.0090	9.5804	0.0861
27	NAGA	0.0033	10.2874	0.0337
28	NISP	0.0129	6.9177	0.0894
29	NOBU	0.0027	4.9320	0.0133
30	PNBN	0.0150	7.4297	0.1112
31	SDRA	0.0084	4.2089	0.0354

TAHUN 2015				
No	Kode Perusahaan	ROA	FLM	ROE
1	AGRO	0.0096	6.1849	0.0595
2	AGRS	0.0009	7.4368	0.0069
3	BACA	0.0075	11.5426	0.0862
4	BBCA	0.0303	6.6318	0.2012
5	BBMD	0.0256	4.1565	0.1064
6	BBNI	0.0189	7.6880	0.1455
7	BBNP	0.0078	7.2047	0.0559
8	BBRI	0.0289	7.7649	0.2246
9	BBTN	0.0108	12.3958	0.1335
10	BDMN	0.0131	5.4964	0.0722
11	BINA	0.0081	6.5163	0.0528
12	BJBR	0.0156	11.4342	0.1780
13	BJTM	0.0207	6.7991	0.1405
14	BMAS	0.0075	6.3018	0.0474
15	BMRI	0.0232	7.6161	0.1770
16	BNBA	0.0087	5.3225	0.0462
17	BNGA	0.0018	8.3283	0.0149
18	BNII	0.0073	10.0118	0.0726
19	BSIM	0.0066	7.5945	0.0505
20	BTPN	0.0216	5.8202	0.1259
21	BVIC	0.0040	11.0000	0.0445
22	DNAR	0.0068	4.7926	0.0324
23	INPC	0.0028	9.0822	0.0258
24	MAYA	0.0138	10.3129	0.1422
25	MCOR	0.0067	7.1365	0.0477
26	MEGA	0.0154	5.9238	0.0914
27	NAGA	0.0054	9.5193	0.0518
28	NISP	0.0125	7.3413	0.0915
29	NOBU	0.0027	5.6347	0.0153
30	PNBN	0.0086	5.9443	0.0509
31	SDRA	0.0013	4.8404	0.0064

TAHUN 2016				
No	Kode Perusahaan	ROA	FLM	ROE
1	AGRO	0.0091	5.8763	0.0532
2	AGRS	0.0008	7.1592	0.0060
3	BACA	0.0077	11.5884	0.0887
4	BBCA	0.0305	7.5508	0.2302
5	BBMD	0.0169	4.6770	0.0792
6	BBNI	0.0180	6.4840	0.1165
7	BBNP	0.0011	6.4457	0.0068
8	BBRI	0.0261	8.8718	0.2318
9	BBTN	0.0122	15.4522	0.1890
10	BDMN	0.0160	5.0880	0.0816
11	BINA	0.0077	7.3853	0.0571
12	BJBR	0.0113	13.1901	0.1487
13	BJTM	0.0239	6.8356	0.1633
14	BMAS	0.0124	6.4640	0.0804
15	BMRI	0.0141	8.6927	0.1226
16	BNBA	0.0111	5.7714	0.0638
17	BNGA	0.0086	8.4232	0.0726
18	BNII	0.0118	10.5873	0.1250
19	BSIM	0.0119	8.5003	0.1010
20	BTPN	0.0205	6.5622	0.1347
21	BVIC	0.0039	12.3008	0.0475
22	DNAR	0.0057	5.3416	0.0302
23	INPC	0.0028	9.4802	0.0263
24	MAYA	0.0135	13.2632	0.1788
25	MCOR	0.0018	8.6702	0.0157
26	MEGA	0.0164	6.1240	0.1005
27	NAGA	0.0054	10.4741	0.0567
28	NISP	0.0130	8.4208	0.1091
29	NOBU	0.0034	7.5587	0.0255
30	PNBN	0.0126	6.4654	0.0817
31	SDRA	0.0137	5.4717	0.0749

Lampiran 10**Perhitungan OUT**

TAHUN 2014					
No	Kode Perusahaan	Pendapatan bunga	Pendapatan operasional	Non-operasional	OUT
1	AGRO	598,344,410,000	39,889,880,000	4,367,944,000	642,602,234,000
2	AGRS	320,520,000,000	13,645,000,000	-	334,165,000,000
3	BACA	792,064,000,000	30,502,000,000	114,000,000	822,680,000,000
4	BBCA	51,060,807,000,000	41,050,670,000,000	236,348,000,000	92,347,825,000,000
5	BBMD	874,533,696,918	51,895,734,905	-	926,429,431,823
6	BBNI	33,364,942,000,000	10,715,356,000,000	178,019,000,000	44,258,317,000,000
7	BBNP	1,080,295,340,000	130,408,676,000	1,038,699,000	1,211,742,715,000
8	BBRI	75,122,213,000,000	9,299,140,000,000	2,497,196,000,000	86,918,549,000,000
9	BBTN	12,807,328,000,000	894,820,000,000	1,960,000,000	13,704,108,000,000
10	BDMN	22,991,485,000,000	4,335,911,000,000	45,634,000,000	27,373,030,000,000
11	BINA	182,446,000,000	5,647,000,000	-	188,093,000,000
12	BJBR	8,791,820,000,000	565,904,000,000	37,984,000,000	9,395,708,000,000
13	BJTM	4,083,943,000,000	372,877,000,000	-	4,456,820,000,000
14	BMAS	419,730,921,000	23,973,272,000	1,153,496,000	444,857,689,000
15	BMRI	62,637,942,000,000	14,687,815,000,000	29,909,000,000	77,355,666,000,000
16	BNBA	531,252,641,046	20,499,948,607	555,565,259	552,308,154,912
17	BNGA	20,812,884,000,000	2,129,884,000,000	241,929,000,000	23,184,697,000,000
18	BNII	13,399,814,000,000	1,923,566,000,000	-	15,323,380,000,000
19	BSIM	1,794,506,000,000	1,238,731,000,000	-	3,033,237,000,000

20	BTPN	12,293,155,000,000	739,520,000,000	-	13,032,675,000,000
21	BVIC	2,031,298,947,000	131,954,365,000	18,047,864,000	2,181,301,176,000
22	DNAR	124,553,853,471	2,126,540,087	1,052,084,335	127,732,477,893
23	INPC	2,249,421,000,000	92,270,000,000	-	2,341,691,000,000
24	MAYA	3,564,517,203,000	95,491,504,000	3,402,781,000	3,663,411,488,000
25	MCOR	899,099,000,000	21,842,000,000	6,702,000,000	927,643,000,000
26	MEGA	5,978,672,000,000	1,396,354,000,000	52,601,000,000	7,427,627,000,000
27	NAGA	160,771,451,500	13,346,211,881	387,648,998	174,505,312,379
28	NISP	7,907,553,000,000	743,261,000,000	4,000,000	8,650,818,000,000
29	NOBU	381,585,000,000	12,107,000,000	4,203,000,000	397,895,000,000
30	PNBN	15,491,547,000,000	1,878,122,000,000	119,551,000,000	17,489,220,000,000
31	SDRA	251,564,000,000	178,117,000,000	-	429,681,000,000

TAHUN 2015					
No	Kode Perusahaan	Pendapatan bunga	Pendapatan operasional	Non-operasional	OUT
1	AGRO	786,709,562,000	55,231,685,000	15,101,134,000	857,042,381,000
2	AGRS	407,736,000,000	7,382,000,000	-	415,118,000,000
3	BACA	1,120,950,000,000	41,645,000,000	1,831,000,000	1,164,426,000,000
4	BBCA	55,441,647,000,000	47,876,172,000,000	-	103,317,819,000,000
5	BBMD	979,698,108,053	60,975,404,219	-	1,040,673,512,272
6	BBNI	43,768,439,000,000	9,962,683,000,000	73,573,000,000	53,804,695,000,000
7	BBNP	1,006,416,947,000	42,119,928,000	3,938,090,000	1,052,474,965,000
8	BBRI	85,434,037,000,000	12,409,041,000,000	1,981,111,000,000	99,824,189,000,000
9	BBTN	14,966,209,000,000	1,106,526,000,000	8,281,000,000	16,081,016,000,000
10	BDMN	22,420,658,000,000	4,081,703,000,000	100,569,000,000	26,602,930,000,000
11	BINA	225,040,000,000	3,890,000,000	-	228,930,000,000
12	BJBR	10,084,451,000,000	565,789,000,000	-	10,650,240,000,000
13	BJTM	4,703,655,000,000	339,158,000,000	-	5,042,813,000,000
14	BMAS	490,105,173,000	42,139,476,000	-	532,244,649,000
15	BMRI	71,570,127,000,000	18,378,678,000,000	30,458,000,000	89,979,263,000,000
16	BNBA	660,714,186,808	26,403,179,691	-	687,117,366,499
17	BNGA	22,318,759,000,000	1,686,149,000,000	-	24,004,908,000,000
18	BNII	13,905,475,000,000	2,613,939,000,000	87,306,000,000	16,606,720,000,000
19	BSIM	2,379,676,000,000	1,777,420,000,000	-	4,157,096,000,000
20	BTPN	13,003,876,000,000	705,835,000,000	-	13,709,711,000,000
21	BVIC	2,013,810,194,000	203,314,324,000	1,169,794,000	2,218,294,312,000
22	DNAR	185,457,103,855	2,468,870,587	2,104,316,104	190,030,290,546

23	INPC	2,415,224,000,000	108,786,000,000	-	2,524,010,000,000
24	MAYA	5,002,093,789,000	48,971,796,000	394,853,000	5,051,460,438,000
25	MCOR	1,000,742,000,000	23,798,000,000	4,543,000,000	1,029,083,000,000
26	MEGA	6,458,281,000,000	1,934,831,000,000	59,870,000,000	8,452,982,000,000
27	NAGA	228,202,592,701	9,186,174,557	2,760,500	237,391,527,758
28	NISP	9,221,005,000,000	854,463,000,000	574,000,000	10,076,042,000,000
29	NOBU	496,241,000,000	12,069,000,000	228,000,000	508,538,000,000
30	PNBN	16,914,828,000,000	1,017,918,000,000	32,188,000,000	17,964,934,000,000
31	SDRA	1,549,763,000,000	202,894,000,000	-	1,752,657,000,000

TAHUN 2016					
No	Kode Perusahaan	Pendapatan bunga	Pendapatan operasional	Non-operasional	OUT
1	AGRO	965,085,260,000	70,694,067,000	12,758,689,000	1,048,538,016,000
2	AGRS	374,768,000,000	7,221,000,000	-	381,989,000,000
3	BACA	1,238,425,000,000	90,285,000,000	-	1,328,710,000,000
4	BBCA	59,830,367,000,000	53,779,420,000,000	-	113,609,787,000,000
5	BBMD	1,025,308,552,453	85,984,323,588	680,741,445	1,111,973,617,486
6	BBNI	36,895,081,000,000	8,872,380,000,000	54,067,000,000	45,821,528,000,000
7	BBNP	905,311,266,000	41,146,490,000	1,266,471,000	947,724,227,000
8	BBRI	94,787,989,000,000	17,213,112,000,000	9,228,000,000	112,010,329,000,000
9	BBTN	17,138,819,000,000	1,282,822,000,000	(22,148,000,000)	18,399,493,000,000
10	BDMN	20,654,674,000,000	4,071,469,000,000	87,658,000,000	24,813,801,000,000
11	BINA	241,686,000,000	6,202,000,000	-	247,888,000,000
12	BJBR	10,677,875,000,000	758,197,000,000	-	11,436,072,000,000
13	BJTM	4,904,378,000,000	349,751,000,000	546,000,000	5,254,675,000,000
14	BMAS	523,187,980,000	41,588,133,000	420,286,000	565,196,399,000
15	BMRI	76,709,888,000,000	19,286,425,000,000	-	95,996,313,000,000
16	BNBA	717,418,383,633	24,605,236,858	986,886,495	743,010,506,986
17	BNGA	21,324,648,000,000	2,384,461,000,000	97,114,000,000	23,806,223,000,000
18	BNII	13,546,449,000,000	2,103,853,000,000	25,457,000,000	15,675,759,000,000
19	BSIM	2,881,400,000,000	2,425,163,000,000	-	5,306,563,000,000
20	BTPN	13,695,226,000,000	609,942,000,000	-	14,305,168,000,000
21	BVIC	2,160,858,817,000	313,457,742,000	7,598,925,000	2,481,915,484,000
22	DNAR	195,243,728,143	2,690,685,074	-	197,934,413,217

23	INPC	2,268,276,000,000	120,860,000,000	-	2,389,136,000,000
24	MAYA	6,029,020,643,000	41,511,150,000	4,796,597,000	6,075,328,390,000
25	MCOR	1,067,322,000,000	28,551,000,000	3,549,000,000	1,099,422,000,000
26	MEGA	6,151,919,000,000	1,733,801,000,000	74,860,000,000	7,960,580,000,000
27	NAGA	230,578,261,617	4,006,166,269	2,268,000	234,586,695,886
28	NISP	10,204,341,000,000	1,415,506,000,000	8,641,000,000	11,628,488,000,000
29	NOBU	560,183,000,000	17,627,000,000	315,000,000	578,125,000,000
30	PNBN	17,447,007,000,000	1,295,280,000,000	99,020,000,000	18,841,307,000,000
31	SDRA	1,773,722,000,000	234,023,000,000	5,588,000,000	2,013,333,000,000

Lampiran 11**Perhitungan IN**

TAHUN 2014				
No	Kode Perusahaan	Total beban (beban-beban, kecuali beban karyawan)	Beban karyawan	IN
1	AGRO	411,847,724,000	105,538,525,000	306,309,199,000
2	AGRS	280,373,000,000	45,536,000,000	234,837,000,000
3	BACA	633,456,000,000	89,480,000,000	543,976,000,000
4	BBCA	23,624,071,000,000	8,670,906,000,000	14,953,165,000,000
5	BBMD	458,038,253,103	151,943,363,560	306,094,889,543
6	BBNI	20,310,974,000,000	6,781,041,000,000	13,529,933,000,000
7	BBNP	796,363,492,000	194,540,695,000	601,822,797,000
8	BBRI	36,228,656,000,000	14,111,461,000,000	22,117,195,000,000
9	BBTN	9,261,211,000,000	2,122,830,000,000	7,138,381,000,000
10	BDMN	17,880,644,000,000	5,810,672,000,000	12,069,972,000,000
11	BINA	142,210,000,000	25,241,000,000	116,969,000,000
12	BJBR	6,621,760,000,000	1,320,129,000,000	5,301,631,000,000
13	BJTM	2,368,019,000,000	737,455,000,000	1,630,564,000,000
14	BMAS	322,065,334,000	89,058,754,000	233,006,580,000
15	BMRI	38,031,838,000,000	10,848,031,000,000	27,183,807,000,000
16	BNBA	385,267,795,724	95,710,443,855	289,557,351,869
17	BNGA	13,672,630,000,000	3,281,221,000,000	10,391,409,000,000
18	BNII	12,203,221,000,000	2,155,647,000,000	10,047,574,000,000
19	BSIM	1,507,898,000,000	336,819,000,000	1,171,079,000,000
20	BTPN	7,982,676,000,000	2,514,957,000,000	5,467,719,000,000
21	BVIC	1,877,667,291,000	182,101,184,000	1,695,566,107,000
22	DNAR	104,449,460,494	19,173,677,569	85,275,782,925
23	INPC	1,784,515,000,000	365,203,000,000	1,419,312,000,000
24	MAYA	2,707,672,986,000	373,916,653,000	2,333,756,333,000
25	MCOR	721,265,000,000	131,390,000,000	589,875,000,000
26	MEGA	5,631,572,000,000	1,098,074,000,000	4,533,498,000,000
27	NAGA	144,611,248,340	21,069,350,821	123,541,897,519
28	NISP	5,184,088,000,000	1,468,683,000,000	3,715,405,000,000
29	NOBU	309,014,000,000	63,515,000,000	245,499,000,000
30	PNBN	11,975,755,000,000	1,597,772,000,000	10,377,983,000,000
31	SDRA	210,087,000,000	27,546,000,000	182,541,000,000

TAHUN 2015				
No	Kode Perusahaan	Total beban (beban-beban, kecuali beban karyawan)	Beban karyawan	IN
1	AGRO	519,768,059,000	122,368,410,000	397,399,649,000
2	AGRS	342,574,000,000	55,936,000,000	286,638,000,000
3	BACA	923,683,000,000	119,837,000,000	803,846,000,000
4	BBCA	26,707,621,000,000	9,728,509,000,000	16,979,112,000,000
5	BBMD	546,750,857,348	166,962,015,506	379,788,841,842
6	BBNI	24,156,266,000,000	8,833,954,000,000	15,322,312,000,000
7	BBNP	751,269,135,000	210,258,527,000	541,010,608,000
8	BBRI	41,830,808,000,000	16,599,158,000,000	25,231,650,000,000
9	BBTN	10,715,974,000,000	1,929,346,000,000	8,786,628,000,000
10	BDMN	18,251,510,000,000	4,833,889,000,000	13,417,621,000,000
11	BINA	175,677,000,000	31,948,000,000	143,729,000,000
12	BJBR	7,068,934,000,000	1,770,009,000,000	5,298,925,000,000
13	BJTM	2,900,159,000,000	945,755,000,000	1,954,404,000,000
14	BMAS	388,001,377,000	88,265,368,000	299,736,009,000
15	BMRI	42,584,912,000,000	12,376,655,000,000	30,208,257,000,000
16	BNBA	481,946,891,278	107,190,457,166	374,756,434,112
17	BNGA	14,459,261,000,000	4,156,096,000,000	10,303,165,000,000
18	BNII	12,731,166,000,000	2,330,531,000,000	10,400,635,000,000
19	BSIM	2,162,252,000,000	424,708,000,000	1,737,544,000,000
20	BTPN	8,398,975,000,000	2,851,029,000,000	5,547,946,000,000
21	BVIC	1,958,264,791,000	166,032,115,000	1,792,232,676,000
22	DNAR	146,914,764,306	25,037,375,305	121,877,389,001
23	INPC	2,033,463,000,000	397,638,000,000	1,635,825,000,000
24	MAYA	3,697,181,972,000	476,065,628,000	3,221,116,344,000
25	MCOR	767,079,000,000	150,913,000,000	616,166,000,000
26	MEGA	6,104,788,000,000	1,109,425,000,000	4,995,363,000,000
27	NAGA	201,477,076,492	21,327,590,891	180,149,485,601
28	NISP	5,914,502,000,000	1,705,772,000,000	4,208,730,000,000
29	NOBU	391,763,000,000	88,938,000,000	302,825,000,000
30	PNBN	12,408,549,000,000	1,736,244,000,000	10,672,305,000,000
31	SDRA	1,145,634,000,000	241,568,000,000	904,066,000,000

TAHUN 2016				
No	Kode Perusahaan	Total beban (beban-beban, kecuali beban karyawan)	Beban karyawan	IN
1	AGRO	629,914,972,000	142,166,910,000	487,748,062,000
2	AGRS	305,937,000,000	64,999,000,000	240,938,000,000
3	BACA	1,008,016,000,000	151,034,000,000	856,982,000,000
4	BBCA	27,660,914,000,000	10,629,884,000,000	17,031,030,000,000
5	BBMD	692,671,237,541	179,353,269,291	513,317,968,250
6	BBNI	20,478,949,000,000	7,365,834,000,000	13,113,115,000,000
7	BBNP	713,029,024,000	216,943,749,000	496,085,275,000
8	BBRI	45,825,281,000,000	18,485,014,000,000	27,340,267,000,000
9	BBTN	12,240,225,000,000	2,121,653,000,000	10,118,572,000,000
10	BDMN	15,534,198,000,000	4,878,839,000,000	10,655,359,000,000
11	BINA	185,854,000,000	39,163,000,000	146,691,000,000
12	BJBR	7,751,472,000,000	2,164,291,000,000	5,587,181,000,000
13	BJTM	2,742,502,000,000	1,060,045,000,000	1,682,457,000,000
14	BMAS	370,246,362,000	102,950,940,000	267,295,422,000
15	BMRI	42,533,972,000,000	13,618,745,000,000	28,915,227,000,000
16	BNBA	478,497,034,007	118,437,102,585	360,059,931,422
17	BNGA	13,016,598,000,000	3,646,919,000,000	9,369,679,000,000
18	BNII	11,026,615,000,000	2,038,504,000,000	8,988,111,000,000
19	BSIM	2,555,720,000,000	512,257,000,000	2,043,463,000,000
20	BTPN	8,552,291,000,000	3,143,161,000,000	5,409,130,000,000
21	BVIC	2,212,473,841,000	176,580,857,000	2,035,892,984,000
22	DNAR	151,055,139,228	29,329,023,396	121,726,115,832
23	INPC	1,819,667,000,000	468,368,000,000	1,351,299,000,000
24	MAYA	4,416,931,524,000	614,366,698,000	3,802,564,826,000
25	MCOR	808,277,000,000	199,624,000,000	608,653,000,000
26	MEGA	4,565,209,000,000	1,137,784,000,000	3,427,425,000,000
27	NAGA	201,196,766,592	26,282,535,406	174,914,231,186
28	NISP	6,055,216,000,000	1,906,514,000,000	4,148,702,000,000
29	NOBU	412,920,000,000	121,737,000,000	291,183,000,000
30	PNBN	11,700,516,000,000	1,827,366,000,000	9,873,150,000,000
31	SDRA	1,296,468,000,000	297,376,000,000	999,092,000,000

Lampiran 12**Perhitungan VA (Value Added)**

TAHUN 2014				
No	Kode Perusahaan	OUT	IN	VA
1	AGRO	642,602,234,000	306,309,199,000	336,293,035,000
2	AGRS	334,165,000,000	234,837,000,000	99,328,000,000
3	BACA	822,680,000,000	543,976,000,000	278,704,000,000
4	BBCA	92,347,825,000,000	14,953,165,000,000	77,394,660,000,000
5	BBMD	926,429,431,823	306,094,889,543	620,334,542,280
6	BBNI	44,258,317,000,000	13,529,933,000,000	30,728,384,000,000
7	BBNP	1,211,742,715,000	601,822,797,000	609,919,918,000
8	BBRI	86,918,549,000,000	22,117,195,000,000	64,801,354,000,000
9	BBTN	13,704,108,000,000	7,138,381,000,000	6,565,727,000,000
10	BDMN	27,373,030,000,000	12,069,972,000,000	15,303,058,000,000
11	BINA	188,093,000,000	116,969,000,000	71,124,000,000
12	BJBR	9,395,708,000,000	5,301,631,000,000	4,094,077,000,000
13	BJTM	4,456,820,000,000	1,630,564,000,000	2,826,256,000,000
14	BMAS	444,857,689,000	233,006,580,000	211,851,109,000
15	BMRI	77,355,666,000,000	27,183,807,000,000	50,171,859,000,000
16	BNBA	552,308,154,912	289,557,351,869	262,750,803,043
17	BNGA	23,184,697,000,000	10,391,409,000,000	12,793,288,000,000
18	BNII	15,323,380,000,000	10,047,574,000,000	5,275,806,000,000
19	BSIM	3,033,237,000,000	1,171,079,000,000	1,862,158,000,000
20	BTPN	13,032,675,000,000	5,467,719,000,000	7,564,956,000,000
21	BVIC	2,181,301,176,000	1,695,566,107,000	485,735,069,000
22	DNAR	127,732,477,893	85,275,782,925	42,456,694,968
23	INPC	2,341,691,000,000	1,419,312,000,000	922,379,000,000
24	MAYA	3,663,411,488,000	2,333,756,333,000	1,329,655,155,000
25	MCOR	927,643,000,000	589,875,000,000	337,768,000,000
26	MEGA	7,427,627,000,000	4,533,498,000,000	2,894,129,000,000
27	NAGA	174,505,312,379	123,541,897,519	50,963,414,860
28	NISP	8,650,818,000,000	3,715,405,000,000	4,935,413,000,000
29	NOBU	397,895,000,000	245,499,000,000	152,396,000,000
30	PNBN	17,489,220,000,000	10,377,983,000,000	7,111,237,000,000
31	SDRA	429,681,000,000	182,541,000,000	247,140,000,000

TAHUN 2015				
No	Kode Perusahaan	OUT	IN	VA
1	AGRO	857,042,381,000	397,399,649,000	459,642,732,000
2	AGRS	415,118,000,000	286,638,000,000	128,480,000,000
3	BACA	1,164,426,000,000	803,846,000,000	360,580,000,000
4	BBCA	103,317,819,000,000	16,979,112,000,000	86,338,707,000,000
5	BBMD	1,040,673,512,272	379,788,841,842	660,884,670,430
6	BBNI	53,804,695,000,000	15,322,312,000,000	38,482,383,000,000
7	BBNP	1,052,474,965,000	541,010,608,000	511,464,357,000
8	BBRI	99,824,189,000,000	25,231,650,000,000	74,592,539,000,000
9	BBTN	16,081,016,000,000	8,786,628,000,000	7,294,388,000,000
10	BDMN	26,602,930,000,000	13,417,621,000,000	13,185,309,000,000
11	BINA	228,930,000,000	143,729,000,000	85,201,000,000
12	BJBR	10,650,240,000,000	5,298,925,000,000	5,351,315,000,000
13	BJTM	5,042,813,000,000	1,954,404,000,000	3,088,409,000,000
14	BMAS	532,244,649,000	299,736,009,000	232,508,640,000
15	BMRI	89,979,263,000,000	30,208,257,000,000	59,771,006,000,000
16	BNBA	687,117,366,499	374,756,434,112	312,360,932,387
17	BNGA	24,004,908,000,000	10,303,165,000,000	13,701,743,000,000
18	BNII	16,606,720,000,000	10,400,635,000,000	6,206,085,000,000
19	BSIM	4,157,096,000,000	1,737,544,000,000	2,419,552,000,000
20	BTPN	13,709,711,000,000	5,547,946,000,000	8,161,765,000,000
21	BVIC	2,218,294,312,000	1,792,232,676,000	426,061,636,000
22	DNAR	190,030,290,546	121,877,389,001	68,152,901,545
23	INPC	2,524,010,000,000	1,635,825,000,000	888,185,000,000
24	MAYA	5,051,460,438,000	3,221,116,344,000	1,830,344,094,000
25	MCOR	1,029,083,000,000	616,166,000,000	412,917,000,000
26	MEGA	8,452,982,000,000	4,995,363,000,000	3,457,619,000,000
27	NAGA	237,391,527,758	180,149,485,601	57,242,042,157
28	NISP	10,076,042,000,000	4,208,730,000,000	5,867,312,000,000
29	NOBU	508,538,000,000	302,825,000,000	205,713,000,000
30	PNBN	17,964,934,000,000	10,672,305,000,000	7,292,629,000,000
31	SDRA	1,752,657,000,000	904,066,000,000	848,591,000,000

TAHUN 2016				
No	Kode Perusahaan	OUT	IN	VA
1	AGRO	1,048,538,016,000	487,748,062,000	560,789,954,000
2	AGRS	381,989,000,000	240,938,000,000	141,051,000,000
3	BACA	1,328,710,000,000	856,982,000,000	471,728,000,000
4	BBCA	113,609,787,000,000	17,031,030,000,000	96,578,757,000,000
5	BBMD	1,111,973,617,486	513,317,968,250	598,655,649,236
6	BBNI	45,821,528,000,000	13,113,115,000,000	32,708,413,000,000
7	BBNP	947,724,227,000	496,085,275,000	451,638,952,000
8	BBRI	112,010,329,000,000	27,340,267,000,000	84,670,062,000,000
9	BBTN	18,399,493,000,000	10,118,572,000,000	8,280,921,000,000
10	BDMN	24,813,801,000,000	10,655,359,000,000	14,158,442,000,000
11	BINA	247,888,000,000	146,691,000,000	101,197,000,000
12	BJBR	11,436,072,000,000	5,587,181,000,000	5,848,891,000,000
13	BJTM	5,254,675,000,000	1,682,457,000,000	3,572,218,000,000
14	BMAS	565,196,399,000	267,295,422,000	297,900,977,000
15	BMRI	95,996,313,000,000	28,915,227,000,000	67,081,086,000,000
16	BNBA	743,010,506,986	360,059,931,422	382,950,575,564
17	BNGA	23,806,223,000,000	9,369,679,000,000	14,436,544,000,000
18	BNII	15,675,759,000,000	8,988,111,000,000	6,687,648,000,000
19	BSIM	5,306,563,000,000	2,043,463,000,000	3,263,100,000,000
20	BTPN	14,305,168,000,000	5,409,130,000,000	8,896,038,000,000
21	BVIC	2,481,915,484,000	2,035,892,984,000	446,022,500,000
22	DNAR	197,934,413,217	121,726,115,832	76,208,297,385
23	INPC	2,389,136,000,000	1,351,299,000,000	1,037,837,000,000
24	MAYA	6,075,328,390,000	3,802,564,826,000	2,272,763,564,000
25	MCOR	1,099,422,000,000	608,653,000,000	490,769,000,000
26	MEGA	7,960,580,000,000	3,427,425,000,000	4,533,155,000,000
27	NAGA	234,586,695,886	174,914,231,186	59,672,464,700
28	NISP	11,628,488,000,000	4,148,702,000,000	7,479,786,000,000
29	NOBU	578,125,000,000	291,183,000,000	286,942,000,000
30	PNBN	18,841,307,000,000	9,873,150,000,000	8,968,157,000,000
31	SDRA	2,013,333,000,000	999,092,000,000	1,014,241,000,000

Lampiran 13**Perhitungan VACA**

TAHUN 2014				
No	Kode Perusahaan	VA	CE (Capital employed)	VACA
1	AGRO	336,293,035,000	966,022,645,000	0.3481
2	AGRS	99,328,000,000	477,268,000,000	0.2081
3	BACA	278,704,000,000	1,048,723,000,000	0.2658
4	BBCA	77,394,660,000,000	94,432,287,000,000	0.8196
5	BBMD	620,334,542,280	2,367,851,529,344	0.2620
6	BBNI	30,728,384,000,000	71,850,759,000,000	0.4277
7	BBNP	609,919,918,000	1,234,633,983,000	0.4940
8	BBRI	64,801,354,000,000	121,991,274,000,000	0.5312
9	BBTN	6,565,727,000,000	13,321,998,000,000	0.4928
10	BDMN	15,303,058,000,000	35,700,186,000,000	0.4287
11	BINA	71,124,000,000	318,173,000,000	0.2235
12	BJBR	4,094,077,000,000	8,203,642,000,000	0.4991
13	BJTM	2,826,256,000,000	6,982,719,000,000	0.4048
14	BMAS	211,851,109,000	670,916,949,000	0.3158
15	BMRI	50,171,859,000,000	125,499,345,000,000	0.3998
16	BNBA	262,750,803,043	653,967,444,019	0.4018
17	BNGA	12,793,288,000,000	30,791,534,000,000	0.4155
18	BNII	5,275,806,000,000	15,362,379,000,000	0.3434
19	BSIM	1,862,158,000,000	3,315,414,000,000	0.5617
20	BTPN	7,564,956,000,000	13,929,565,000,000	0.5431
21	BVIC	485,735,069,000	1,865,528,219,000	0.2604
22	DNAR	42,456,694,968	422,123,598,884	0.1006
23	INPC	922,379,000,000	2,829,861,000,000	0.3259
24	MAYA	1,329,655,155,000	3,287,795,737,000	0.4044
25	MCOR	337,768,000,000	1,273,015,000,000	0.2653
26	MEGA	2,894,129,000,000	7,555,913,000,000	0.3830
27	NAGA	50,963,414,860	190,157,918,888	0.2680
28	NISP	4,935,413,000,000	16,239,358,000,000	0.3039
29	NOBU	152,396,000,000	1,184,986,000,000	0.1286
30	PNBN	7,111,237,000,000	25,811,330,000,000	0.2755
31	SDRA	247,140,000,000	4,042,338,000,000	0.0611

TAHUN 2015				
No	Kode Perusahaan	VA	CE (Capital employed)	VACA
1	AGRO	459,642,732,000	1,432,904,305,000	0.3208
2	AGRS	128,480,000,000	571,002,000,000	0.2250
3	BACA	360,580,000,000	1,144,239,000,000	0.3151
4	BBCA	86,338,707,000,000	107,660,708,000,000	0.8020
5	BBMD	660,884,670,430	2,504,606,391,347	0.2639
6	BBNI	38,482,383,000,000	89,848,418,000,000	0.4283
7	BBNP	511,464,357,000	1,262,359,526,000	0.4052
8	BBRI	74,592,539,000,000	138,537,967,000,000	0.5384
9	BBTN	7,294,388,000,000	15,711,014,000,000	0.4643
10	BDMN	13,185,309,000,000	36,684,006,000,000	0.3594
11	BINA	85,201,000,000	336,309,000,000	0.2533
12	BJBR	5,351,315,000,000	9,138,182,000,000	0.5856
13	BJTM	3,088,409,000,000	7,179,964,000,000	0.4301
14	BMAS	232,508,640,000	888,196,537,000	0.2618
15	BMRI	59,771,006,000,000	140,644,239,000,000	0.4250
16	BNBA	312,360,932,387	1,290,818,708,610	0.2420
17	BNGA	13,701,743,000,000	29,107,272,000,000	0.4707
18	BNII	6,206,085,000,000	16,886,830,000,000	0.3675
19	BSIM	2,419,552,000,000	3,854,764,000,000	0.6277
20	BTPN	8,161,765,000,000	15,676,468,000,000	0.5206
21	BVIC	426,061,636,000	2,207,763,462,000	0.1930
22	DNAR	68,152,901,545	446,700,159,948	0.1526
23	INPC	888,185,000,000	2,837,064,000,000	0.3131
24	MAYA	1,830,344,094,000	5,239,397,288,000	0.3493
25	MCOR	412,917,000,000	1,481,110,000,000	0.2788
26	MEGA	3,457,619,000,000	12,569,966,000,000	0.2751
27	NAGA	57,242,042,157	225,211,671,345	0.2542
28	NISP	5,867,312,000,000	17,912,182,000,000	0.3276
29	NOBU	205,713,000,000	1,207,864,000,000	0.1703
30	PNBN	7,292,629,000,000	32,374,054,000,000	0.2253
31	SDRA	848,591,000,000	4,162,454,000,000	0.2039

TAHUN 2016				
No	Kode Perusahaan	VA	CE (Capital employed)	VACA
1	AGRO	560,789,954,000	2,039,254,692,000	0.2750
2	AGRS	141,051,000,000	575,895,000,000	0.2449
3	BACA	471,728,000,000	1,408,497,000,000	0.3349
4	BBCA	96,578,757,000,000	133,347,340,000,000	0.7243
5	BBMD	598,655,649,236	2,861,035,001,743	0.2092
6	BBNI	32,708,413,000,000	98,394,532,000,000	0.3324
7	BBNP	451,638,952,000	1,205,618,415,000	0.3746
8	BBRI	84,670,062,000,000	173,040,581,000,000	0.4893
9	BBTN	8,280,921,000,000	21,749,441,000,000	0.3807
10	BDMN	14,158,442,000,000	39,170,694,000,000	0.3615
11	BINA	101,197,000,000	500,941,000,000	0.2020
12	BJBR	5,848,891,000,000	10,827,453,000,000	0.5402
13	BJTM	3,572,218,000,000	8,237,743,000,000	0.4336
14	BMAS	297,900,977,000	1,179,769,646,000	0.2525
15	BMRI	67,081,086,000,000	168,019,886,000,000	0.3992
16	BNBA	382,950,575,564	1,375,427,147,123	0.2784
17	BNGA	14,436,544,000,000	36,289,339,000,000	0.3978
18	BNII	6,687,648,000,000	21,239,882,000,000	0.3149
19	BSIM	3,263,100,000,000	4,845,973,000,000	0.6734
20	BTPN	8,896,038,000,000	18,188,274,000,000	0.4891
21	BVIC	446,022,500,000	2,726,631,171,000	0.1636
22	DNAR	76,208,297,385	459,160,623,043	0.1660
23	INPC	1,037,837,000,000	4,497,232,000,000	0.2308
24	MAYA	2,272,763,564,000	7,873,663,008,000	0.2887
25	MCOR	490,769,000,000	2,418,362,000,000	0.2029
26	MEGA	4,533,155,000,000	13,423,681,000,000	0.3377
27	NAGA	59,672,464,700	245,900,366,075	0.2427
28	NISP	7,479,786,000,000	21,296,476,000,000	0.3512
29	NOBU	286,942,000,000	1,362,069,000,000	0.2107
30	PNBN	8,968,157,000,000	36,718,848,000,000	0.2442
31	SDRA	1,014,241,000,000	4,721,706,000,000	0.2148

Lampiran 14**Perhitungan VAHU**

TAHUN 2014				
No	Kode Perusahaan	VA	HC (Human Capital)	VAHU
1	AGRO	336,293,035,000	105,538,525,000	3.1864
2	AGRS	99,328,000,000	45,536,000,000	2.1813
3	BACA	278,704,000,000	89,480,000,000	3.1147
4	BBCA	77,394,660,000,000	8,670,906,000,000	8.9258
5	BBMD	620,334,542,280	151,943,363,560	4.0827
6	BBNI	30,728,384,000,000	6,781,041,000,000	4.5315
7	BBNP	609,919,918,000	194,540,695,000	3.1352
8	BBRI	64,801,354,000,000	14,111,461,000,000	4.5921
9	BBTN	6,565,727,000,000	2,122,830,000,000	3.0929
10	BDMN	15,303,058,000,000	5,810,672,000,000	2.6336
11	BINA	71,124,000,000	25,241,000,000	2.8178
12	BJBR	4,094,077,000,000	1,320,129,000,000	3.1013
13	BJTM	2,826,256,000,000	737,455,000,000	3.8324
14	BMAS	211,851,109,000	89,058,754,000	2.3788
15	BMRI	50,171,859,000,000	10,848,031,000,000	4.6250
16	BNBA	262,750,803,043	95,710,443,855	2.7453
17	BNGA	12,793,288,000,000	3,281,221,000,000	3.8989
18	BNII	5,275,806,000,000	2,155,647,000,000	2.4474
19	BSIM	1,862,158,000,000	336,819,000,000	5.5287
20	BTPN	7,564,956,000,000	2,514,957,000,000	3.0080
21	BVIC	485,735,069,000	182,101,184,000	2.6674
22	DNAR	42,456,694,968	19,173,677,569	2.2143
23	INPC	922,379,000,000	365,203,000,000	2.5257
24	MAYA	1,329,655,155,000	373,916,653,000	3.5560
25	MCOR	337,768,000,000	131,390,000,000	2.5707
26	MEGA	2,894,129,000,000	1,098,074,000,000	2.6356
27	NAGA	50,963,414,860	21,069,350,821	2.4188
28	NISP	4,935,413,000,000	1,468,683,000,000	3.3604
29	NOBU	152,396,000,000	63,515,000,000	2.3994
30	PNBN	7,111,237,000,000	1,597,772,000,000	4.4507
31	SDRA	247,140,000,000	27,546,000,000	8.9719

TAHUN 2015				
No	Kode Perusahaan	VA	HC (Human Capital)	VAHU
1	AGRO	459,642,732,000	122,368,410,000	3.7562
2	AGRS	128,480,000,000	55,936,000,000	2.2969
3	BACA	360,580,000,000	119,837,000,000	3.0089
4	BBCA	86,338,707,000,000	9,728,509,000,000	8.8748
5	BBMD	660,884,670,430	166,962,015,506	3.9583
6	BBNI	38,482,383,000,000	8,833,954,000,000	4.3562
7	BBNP	511,464,357,000	210,258,527,000	2.4325
8	BBRI	74,592,539,000,000	16,599,158,000,000	4.4938
9	BBTN	7,294,388,000,000	1,929,346,000,000	3.7808
10	BDMN	13,185,309,000,000	4,833,889,000,000	2.7277
11	BINA	85,201,000,000	31,948,000,000	2.6669
12	BJBR	5,351,315,000,000	1,770,009,000,000	3.0233
13	BJTM	3,088,409,000,000	945,755,000,000	3.2655
14	BMAS	232,508,640,000	88,265,368,000	2.6342
15	BMRI	59,771,006,000,000	12,376,655,000,000	4.8293
16	BNBA	312,360,932,387	107,190,457,166	2.9141
17	BNGA	13,701,743,000,000	4,156,096,000,000	3.2968
18	BNII	6,206,085,000,000	2,330,531,000,000	2.6629
19	BSIM	2,419,552,000,000	424,708,000,000	5.6970
20	BTPN	8,161,765,000,000	2,851,029,000,000	2.8627
21	BVIC	426,061,636,000	166,032,115,000	2.5661
22	DNAR	68,152,901,545	25,037,375,305	2.7220
23	INPC	888,185,000,000	397,638,000,000	2.2337
24	MAYA	1,830,344,094,000	476,065,628,000	3.8447
25	MCOR	412,917,000,000	150,913,000,000	2.7361
26	MEGA	3,457,619,000,000	1,109,425,000,000	3.1166
27	NAGA	57,242,042,157	21,327,590,891	2.6839
28	NISP	5,867,312,000,000	1,705,772,000,000	3.4397
29	NOBU	205,713,000,000	88,938,000,000	2.3130
30	PNBN	7,292,629,000,000	1,736,244,000,000	4.2002
31	SDRA	848,591,000,000	241,568,000,000	3.5128

TAHUN 2016				
No	Kode Perusahaan	VA	HC (Human Capital)	VAHU
1	AGRO	560,789,954,000	142,166,910,000	3.9446
2	AGRS	141,051,000,000	64,999,000,000	2.1700
3	BACA	471,728,000,000	151,034,000,000	3.1233
4	BBCA	96,578,757,000,000	10,629,884,000,000	9.0856
5	BBMD	598,655,649,236	179,353,269,291	3.3379
6	BBNI	32,708,413,000,000	7,365,834,000,000	4.4406
7	BBNP	451,638,952,000	216,943,749,000	2.0818
8	BBRI	84,670,062,000,000	18,485,014,000,000	4.5805
9	BBTN	8,280,921,000,000	2,121,653,000,000	3.9031
10	BDMN	14,158,442,000,000	4,878,839,000,000	2.9020
11	BINA	101,197,000,000	39,163,000,000	2.5840
12	BJBR	5,848,891,000,000	2,164,291,000,000	2.7025
13	BJTM	3,572,218,000,000	1,060,045,000,000	3.3699
14	BMAS	297,900,977,000	102,950,940,000	2.8936
15	BMRI	67,081,086,000,000	13,618,745,000,000	4.9256
16	BNBA	382,950,575,564	118,437,102,585	3.2334
17	BNGA	14,436,544,000,000	3,646,919,000,000	3.9586
18	BNII	6,687,648,000,000	2,038,504,000,000	3.2807
19	BSIM	3,263,100,000,000	512,257,000,000	6.3700
20	BTPN	8,896,038,000,000	3,143,161,000,000	2.8303
21	BVIC	446,022,500,000	176,580,857,000	2.5259
22	DNAR	76,208,297,385	29,329,023,396	2.5984
23	INPC	1,037,837,000,000	468,368,000,000	2.2159
24	MAYA	2,272,763,564,000	614,366,698,000	3.6994
25	MCOR	490,769,000,000	199,624,000,000	2.4585
26	MEGA	4,533,155,000,000	1,137,784,000,000	3.9842
27	NAGA	59,672,464,700	26,282,535,406	2.2704
28	NISP	7,479,786,000,000	1,906,514,000,000	3.9233
29	NOBU	286,942,000,000	121,737,000,000	2.3571
30	PNBN	8,968,157,000,000	1,827,366,000,000	4.9077
31	SDRA	1,014,241,000,000	297,376,000,000	3.4106

Lampiran 15

Perhitungan STVA

TAHUN 2014				
No	Kode Perusahaan	VA	SC (Structural Capital)	STVA
1	AGRO	336,293,035,000	230,754,510,000	1.4574
2	AGRS	99,328,000,000	53,792,000,000	1.8465
3	BACA	278,704,000,000	189,224,000,000	1.4729
4	BBCA	77,394,660,000,000	68,723,754,000,000	1.1262
5	BBMD	620,334,542,280	468,391,178,720	1.3244
6	BBNI	30,728,384,000,000	23,947,343,000,000	1.2832
7	BBNP	609,919,918,000	415,379,223,000	1.4683
8	BBRI	64,801,354,000,000	50,689,893,000,000	1.2784
9	BBTN	6,565,727,000,000	4,442,897,000,000	1.4778
10	BDMN	15,303,058,000,000	9,492,386,000,000	1.6121
11	BINA	71,124,000,000	45,883,000,000	1.5501
12	BJBR	4,094,077,000,000	2,773,948,000,000	1.4759
13	BJTM	2,826,256,000,000	2,088,801,000,000	1.3531
14	BMAS	211,851,109,000	122,792,355,000	1.7253
15	BMRI	50,171,859,000,000	39,323,828,000,000	1.2759
16	BNBA	262,750,803,043	167,040,359,188	1.5730
17	BNGA	12,793,288,000,000	9,512,067,000,000	1.3450
18	BNII	5,275,806,000,000	3,120,159,000,000	1.6909
19	BSIM	1,862,158,000,000	1,525,339,000,000	1.2208
20	BTPN	7,564,956,000,000	5,049,999,000,000	1.4980
21	BVIC	485,735,069,000	303,633,885,000	1.5997
22	DNAR	42,456,694,968	23,283,017,399	1.8235
23	INPC	922,379,000,000	557,176,000,000	1.6555
24	MAYA	1,329,655,155,000	955,738,502,000	1.3912
25	MCOR	337,768,000,000	206,378,000,000	1.6366
26	MEGA	2,894,129,000,000	1,796,055,000,000	1.6114
27	NAGA	50,963,414,860	29,894,064,039	1.7048
28	NISP	4,935,413,000,000	3,466,730,000,000	1.4237
29	NOBU	152,396,000,000	88,881,000,000	1.7146
30	PNBN	7,111,237,000,000	5,513,465,000,000	1.2898
31	SDRA	247,140,000,000	219,594,000,000	1.1254

TAHUN 2015				
No	Kode Perusahaan	VA	SC (Structural Capital)	STVA
1	AGRO	459,642,732,000	337,274,322,000	1.3628
2	AGRS	128,480,000,000	72,544,000,000	1.7711
3	BACA	360,580,000,000	240,743,000,000	1.4978
4	BBCA	86,338,707,000,000	76,610,198,000,000	1.1270
5	BBMD	660,884,670,430	493,922,654,924	1.3380
6	BBNI	38,482,383,000,000	29,648,429,000,000	1.2980
7	BBNP	511,464,357,000	301,205,830,000	1.6981
8	BBRI	74,592,539,000,000	57,993,381,000,000	1.2862
9	BBTN	7,294,388,000,000	5,365,042,000,000	1.3596
10	BDMN	13,185,309,000,000	8,351,420,000,000	1.5788
11	BINA	85,201,000,000	53,253,000,000	1.5999
12	BJBR	5,351,315,000,000	3,581,306,000,000	1.4942
13	BJTM	3,088,409,000,000	2,142,654,000,000	1.4414
14	BMAS	232,508,640,000	144,243,272,000	1.6119
15	BMRI	59,771,006,000,000	47,394,351,000,000	1.2611
16	BNBA	312,360,932,387	205,170,475,221	1.5224
17	BNGA	13,701,743,000,000	9,545,647,000,000	1.4354
18	BNII	6,206,085,000,000	3,875,554,000,000	1.6013
19	BSIM	2,419,552,000,000	1,994,844,000,000	1.2129
20	BTPN	8,161,765,000,000	5,310,736,000,000	1.5368
21	BVIC	426,061,636,000	260,029,521,000	1.6385
22	DNAR	68,152,901,545	43,115,526,240	1.5807
23	INPC	888,185,000,000	490,547,000,000	1.8106
24	MAYA	1,830,344,094,000	1,354,278,466,000	1.3515
25	MCOR	412,917,000,000	262,004,000,000	1.5760
26	MEGA	3,457,619,000,000	2,348,194,000,000	1.4725
27	NAGA	57,242,042,157	35,914,451,266	1.5938
28	NISP	5,867,312,000,000	4,161,540,000,000	1.4099
29	NOBU	205,713,000,000	116,775,000,000	1.7616
30	PNBN	7,292,629,000,000	5,556,385,000,000	1.3125
31	SDRA	848,591,000,000	607,023,000,000	1.3980

TAHUN 2016				
No	Kode Perusahaan	VA	SC (Structural Capital)	STVA
1	AGRO	560,789,954,000	418,623,044,000	1.3396
2	AGRS	141,051,000,000	76,052,000,000	1.8547
3	BACA	471,728,000,000	320,694,000,000	1.4710
4	BBCA	96,578,757,000,000	85,948,873,000,000	1.1237
5	BBMD	598,655,649,236	419,302,379,945	1.4277
6	BBNI	32,708,413,000,000	25,342,579,000,000	1.2907
7	BBNP	451,638,952,000	234,695,203,000	1.9244
8	BBRI	84,670,062,000,000	66,185,048,000,000	1.2793
9	BBTN	8,280,921,000,000	6,159,268,000,000	1.3445
10	BDMN	14,158,442,000,000	9,279,603,000,000	1.5258
11	BINA	101,197,000,000	62,034,000,000	1.6313
12	BJBR	5,848,891,000,000	3,684,600,000,000	1.5874
13	BJTM	3,572,218,000,000	2,512,173,000,000	1.4220
14	BMAS	297,900,977,000	194,950,037,000	1.5281
15	BMRI	67,081,086,000,000	53,462,341,000,000	1.2547
16	BNBA	382,950,575,564	264,513,472,979	1.4478
17	BNGA	14,436,544,000,000	10,789,625,000,000	1.3380
18	BNII	6,687,648,000,000	4,649,144,000,000	1.4385
19	BSIM	3,263,100,000,000	2,750,843,000,000	1.1862
20	BTPN	8,896,038,000,000	5,752,877,000,000	1.5464
21	BVIC	446,022,500,000	269,441,643,000	1.6554
22	DNAR	76,208,297,385	46,879,273,989	1.6256
23	INPC	1,037,837,000,000	569,469,000,000	1.8225
24	MAYA	2,272,763,564,000	1,658,396,866,000	1.3705
25	MCOR	490,769,000,000	291,145,000,000	1.6857
26	MEGA	4,533,155,000,000	3,395,371,000,000	1.3351
27	NAGA	59,672,464,700	33,389,929,294	1.7871
28	NISP	7,479,786,000,000	5,573,272,000,000	1.3421
29	NOBU	286,942,000,000	165,205,000,000	1.7369
30	PNBN	8,968,157,000,000	7,140,791,000,000	1.2559
31	SDRA	1,014,241,000,000	716,865,000,000	1.4148

Lampiran 16

Perhitungan VAIC™

Tahun 2014					
No	Kode Perusahaan	VACA	VAHU	STVA	VAIC™
1	AGRO	0.3481	3.1864	1.4574	4.9919
2	AGRS	0.2081	2.1813	1.8465	4.2359
3	BACA	0.2658	3.1147	1.4729	4.8533
4	BBCA	0.8196	8.9258	1.1262	10.8715
5	BBMD	0.2620	4.0827	1.3244	5.6690
6	BBNI	0.4277	4.5315	1.2832	6.2423
7	BBNP	0.4940	3.1352	1.4683	5.0975
8	BBRI	0.5312	4.5921	1.2784	6.4017
9	BBTN	0.4928	3.0929	1.4778	5.0636
10	BDMN	0.4287	2.6336	1.6121	4.6744
11	BINA	0.2235	2.8178	1.5501	4.5915
12	BJBR	0.4991	3.1013	1.4759	5.0762
13	BJTM	0.4048	3.8324	1.3531	5.5902
14	BMAS	0.3158	2.3788	1.7253	4.4198
15	BMRI	0.3998	4.6250	1.2759	6.3006
16	BNBA	0.4018	2.7453	1.5730	4.7200
17	BNGA	0.4155	3.8989	1.3450	5.6594
18	BNII	0.3434	2.4474	1.6909	4.4817
19	BSIM	0.5617	5.5287	1.2208	7.3111
20	BTPN	0.5431	3.0080	1.4980	5.0491
21	BVIC	0.2604	2.6674	1.5997	4.5275
22	DNAR	0.1006	2.2143	1.8235	4.1384
23	INPC	0.3259	2.5257	1.6555	4.5071
24	MAYA	0.4044	3.5560	1.3912	5.3517
25	MCOR	0.2653	2.5707	1.6366	4.4727
26	MEGA	0.3830	2.6356	1.6114	4.6301
27	NAGA	0.2680	2.4188	1.7048	4.3916
28	NISP	0.3039	3.3604	1.4237	5.0880
29	NOBU	0.1286	2.3994	1.7146	4.2426
30	PNBN	0.2755	4.4507	1.2898	6.0160
31	SDRA	0.0611	8.9719	1.1254	10.1585

Tahun 2015					
No	Kode Perusahaan	VACA	VAHU	STVA	VAIC TM
1	AGRO	0.3208	3.7562	1.3628	5.4398
2	AGRS	0.2250	2.2969	1.7711	4.2930
3	BACA	0.3151	3.0089	1.4978	4.8218
4	BBCA	0.8020	8.8748	1.1270	10.8038
5	BBMD	0.2639	3.9583	1.3380	5.5602
6	BBNI	0.4283	4.3562	1.2980	6.0825
7	BBNP	0.4052	2.4325	1.6981	4.5358
8	BBRI	0.5384	4.4938	1.2862	6.3184
9	BBTN	0.4643	3.7808	1.3596	5.6047
10	BDMN	0.3594	2.7277	1.5788	4.6659
11	BINA	0.2533	2.6669	1.5999	4.5201
12	BJBR	0.5856	3.0233	1.4942	5.1032
13	BJTM	0.4301	3.2655	1.4414	5.1371
14	BMAS	0.2618	2.6342	1.6119	4.5079
15	BMRI	0.4250	4.8293	1.2611	6.5155
16	BNBA	0.2420	2.9141	1.5224	4.6785
17	BNGA	0.4707	3.2968	1.4354	5.2029
18	BNII	0.3675	2.6629	1.6013	4.6318
19	BSIM	0.6277	5.6970	1.2129	7.5376
20	BTPN	0.5206	2.8627	1.5368	4.9202
21	BVIC	0.1930	2.5661	1.6385	4.3976
22	DNAR	0.1526	2.7220	1.5807	4.4553
23	INPC	0.3131	2.2337	1.8106	4.3573
24	MAYA	0.3493	3.8447	1.3515	5.5456
25	MCOR	0.2788	2.7361	1.5760	4.5909
26	MEGA	0.2751	3.1166	1.4725	4.8641
27	NAGA	0.2542	2.6839	1.5938	4.5320
28	NISP	0.3276	3.4397	1.4099	5.1771
29	NOBU	0.1703	2.3130	1.7616	4.2449
30	PNBN	0.2253	4.2002	1.3125	5.7380
31	SDRA	0.2039	3.5128	1.3980	5.1147

Tahun 2016					
No	Kode Perusahaan	VACA	VAHU	STVA	VAIC™
1	AGRO	0.2750	3.9446	1.3396	5.5592
2	AGRS	0.2449	2.1700	1.8547	4.2696
3	BACA	0.3349	3.1233	1.4710	4.9292
4	BBCA	0.7243	9.0856	1.1237	10.9335
5	BBMD	0.2092	3.3379	1.4277	4.9748
6	BBNI	0.3324	4.4406	1.2907	6.0636
7	BBNP	0.3746	2.0818	1.9244	4.3808
8	BBRI	0.4893	4.5805	1.2793	6.3491
9	BBTN	0.3807	3.9031	1.3445	5.6283
10	BDMN	0.3615	2.9020	1.5258	4.7892
11	BINA	0.2020	2.5840	1.6313	4.4173
12	BJBR	0.5402	2.7025	1.5874	4.8300
13	BJTM	0.4336	3.3699	1.4220	5.2255
14	BMAS	0.2525	2.8936	1.5281	4.6742
15	BMRI	0.3992	4.9256	1.2547	6.5796
16	BNBA	0.2784	3.2334	1.4478	4.9595
17	BNGA	0.3978	3.9586	1.3380	5.6944
18	BNII	0.3149	3.2807	1.4385	5.0340
19	BSIM	0.6734	6.3700	1.1862	8.2296
20	BTPN	0.4891	2.8303	1.5464	4.8658
21	BVIC	0.1636	2.5259	1.6554	4.3448
22	DNAR	0.1660	2.5984	1.6256	4.3900
23	INPC	0.2308	2.2159	1.8225	4.2691
24	MAYA	0.2887	3.6994	1.3705	5.3585
25	MCOR	0.2029	2.4585	1.6857	4.3471
26	MEGA	0.3377	3.9842	1.3351	5.6570
27	NAGA	0.2427	2.2704	1.7871	4.3002
28	NISP	0.3512	3.9233	1.3421	5.6166
29	NOBU	0.2107	2.3571	1.7369	4.3046
30	PNBN	0.2442	4.9077	1.2559	6.4078
31	SDRA	0.2148	3.4106	1.4148	5.0403

Lampiran 17

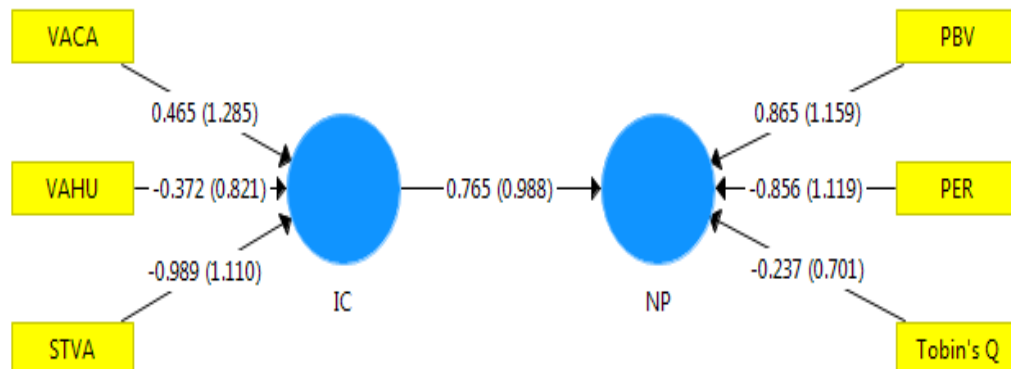
PERHITUNGAN PLS

HASIL STATISTIKA DESKRIPTIF

	No.	Missing	Mean	Median	Min	Max	Standard Deviation
VACA	1	0	0.350	0.328	0.061	0.820	0.144
VAHU	2	0	3.533	3.117	2.082	9.086	1.444
STVA	3	0	1.483	1.472	1.124	1.924	0.187
PBV	4	0	1.413	1.196	0.129	4.111	0.819
PER	5	0	28.016	15.361	5.316	205.405	35.079
Q	6	0	1.059	1.028	0.853	1.501	0.133
ROE	7	0	0.090	0.080	0.006	0.248	0.060

Lampiran 18

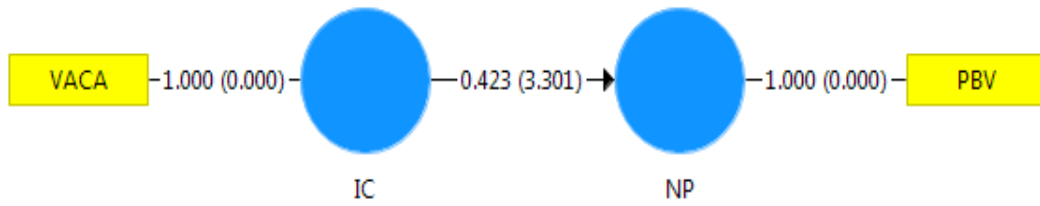
UJI OUTER MODEL H1



NILAI OUTER WEIGHT

	Original Sample	Sample Mean	Standard Deviation	T Statistics	P Values
VACA -> IC	0.465	0.283	0.362	1.286	0.100
VAHU -> IC	-0.372	-0.151	0.453	0.821	0.206
STVA -> IC	-0.989	-0.532	0.891	1.110	0.134
PBV -> NP	0.865	0.563	0.747	1.157	0.124
PER -> NP	-0.856	-0.374	0.765	1.119	0.132
Q -> NP	-0.237	-0.189	0.338	0.701	0.242

ELIMINASI OUTER WEIGHT (RECALCULATE)



NILAI OUTER WEIGT (RECALCULATE)

	Original Sample	Sample Mean	Standard Deviation	T Statistics	P Values
PBV -> NP	1.000	1.000	0.000		
VACA -> IC	1.000	1.000	0.000		

HASIL UJI INNER MODEL

NILAI R-SQUARED

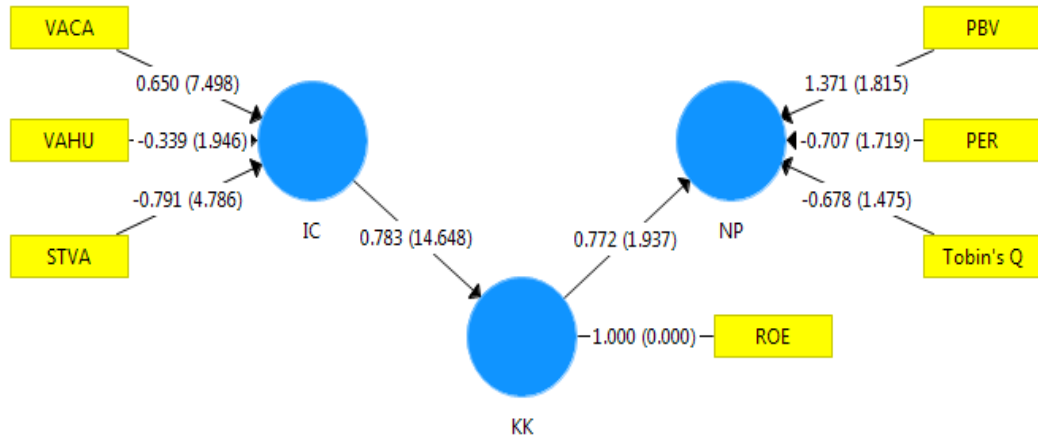
	Original Sample	Sample Mean	Standard Deviation	T Statistics	P Values
NP	0.585	0.614	0.061	9.557	0.000

NILAI INNER MODEL

	Original Sample	Sample Mean	Standard Deviation	T Statistics	P Values
IC->NP	0.765	0.124	0.774	0.988	0.162

Lampiran 19

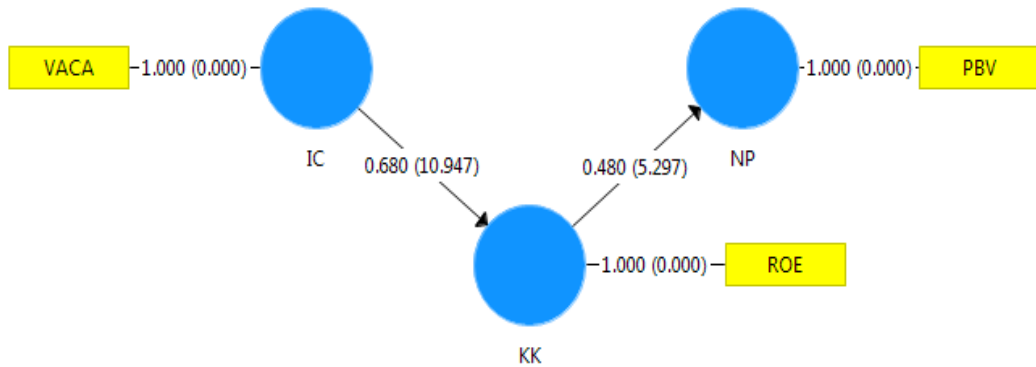
UJI OUTER MODEL H2



NILAI OUTER WEIGHT

	Original Sample	Sample Mean	Standard Deviation	T Statistics	P Values
VACA -> IC	0.650	0.637	0.087	7.498	0.000
VAHU -> IC	-0.339	-0.356	0.174	1.946	0.026
STVA -> IC	-0.791	-0.813	0.165	4.786	0.000
PBV -> NP	1.371	1.210	0.756	1.815	0.035
PER -> NP	-0.707	-0.578	0.411	1.719	0.043
Q -> NP	-0.678	-0.612	0.460	1.475	0.070
ROE -> KK	1.000	1.000	0.000		

ELIMINASI OUTER WEIGHT (RECALCULATE)



NILAI OUTER WEIGT (RECALCULATE)

	Original Sample	Sample Mean	Standard Deviation	T Statistics	P Values
PBV -> NP	1.000	1.000	0.000		
VACA -> IC	1.000	1.000	0.000		
ROE -> KK	1.000	1.000	0.000		

HASIL UJI INNER MODEL

NILAI R-SQUARED

	Original Sample	Sample Mean	Standard Deviation	T Statistics	P Values
NP	0.614	0.624	0.084	7.342	0.000
KK	0.595	0.611	0.055	10.836	0.000

NILAI INNER MODEL

	Original Sample	Sample Mean	Standard Deviation	T Statistics	P Values
IC->KK	0.783	0.788	0.053	14.648	0.000
IC -> NP	0.604	0.531	0.317	1.908	0.000
KK -> NP	0.772	0.672	0.398	1.937	0.000